

QUICKSTEP / COMPLIMENTS / MOVEMENTS

UNDER 12 GRADE

DISC	MOVEMENT
Start	Quickstep / Compliments
1	Right Wheel
2	Right Turn
3	Open Formation
4	Side Pace / Salute
5	Marktime / Reform Team
6	Countermarch
7	Reverse Wheels
8	Left Turn
9	Form Arrow

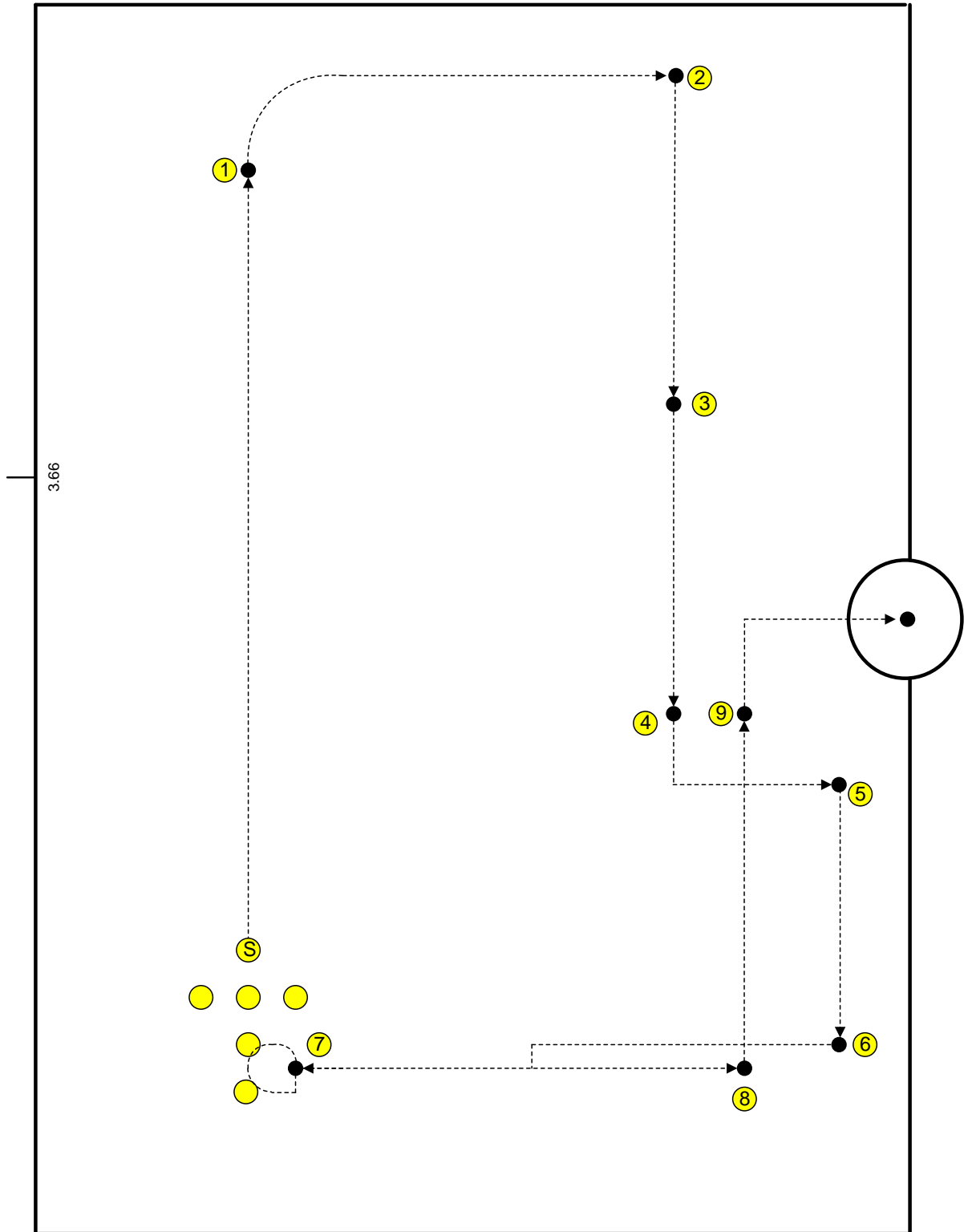
DISC MEASUREMENTS:

Disc	Left of Centre	From Front Boundary	Right of Centre
Assembly	18.91 m (31)	17.08 m (28)	
Start	8.54 m (14)	17.08 m (28)	
1		17.08 m (28)	11.59 m (19)
2		6.10 m (10)	14.03 m (23)
3		6.10 m (10)	5.49 (9)
4	2.44 m (4)	6.10 m (10)	
5	4.27 (7)	1.83 m (3)	
6	10.98 (18)	1.83 m (3)	
7	11.59 m (19)	15.86 m (26)	
8	11.59 m (19)	4.27 m (7)	
9	2.44 (4)	4.27 m (7)	

Note: The Assembly Position will be 18.91m, Left of Centre, unless this measurement precludes the use of an indoor venue in which case the Assembly Disc can be moved toward the side boundary at 17.69m or 16.47m.

TIME:

2 minutes 6 seconds (approx.)

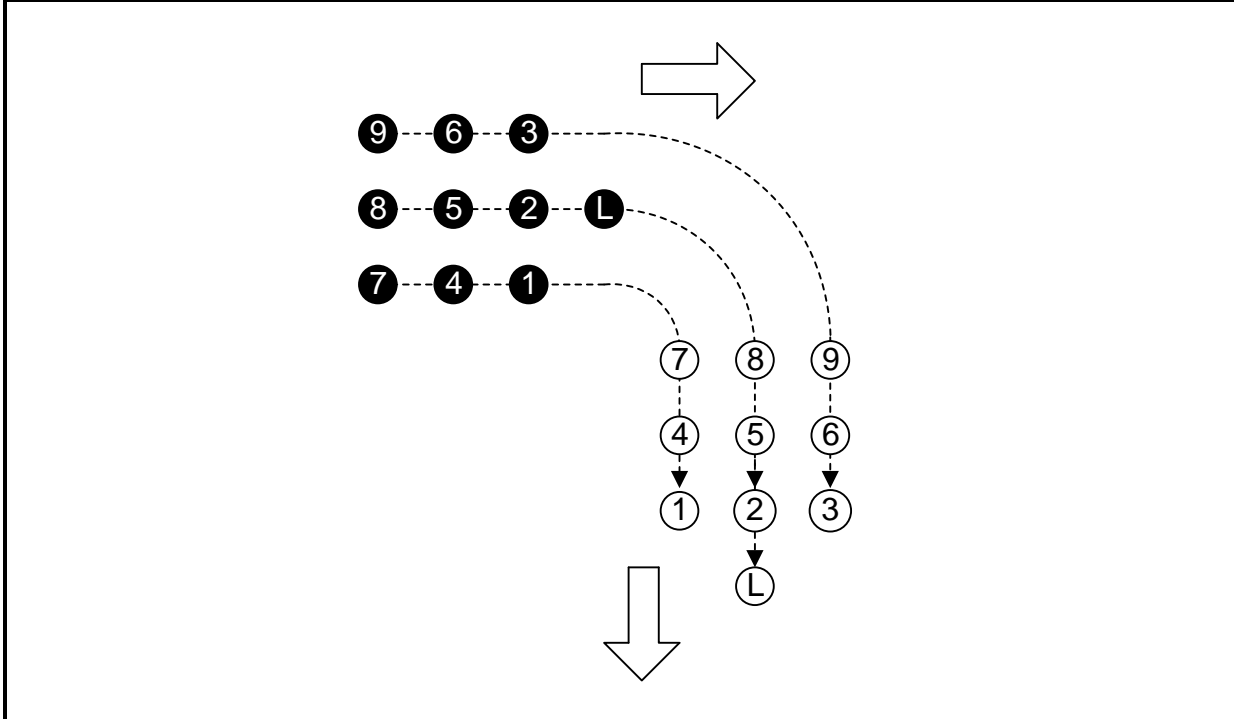


START: By the Centre Quick March

QUICKSTEP/COMPLIMENTS:	
Leader	March nine paces, halt, pause two beats saluting and turning head to the right on the first (left) of these beats, march eleven paces (left arm at side), halt, pause two beats dropping the salute and turning head to the front on the first (left) of these beats, and step out.
No. 1	March nine paces, halt, pause two beats, march eleven paces (arms at sides), halt, pause two beats and step out.
Nos. 2/3/4/5/6/7/8/9	March nine paces, halt, pause two beats turning heads to the right on the first (left) beat, march eleven paces (arms at sides), halt, pause two beats turning heads to the front on the first (left) beat, and step out.
All Members	Including the step out pace on the LEFT foot, march THIRTEEN paces to bring the Leader's LEFT foot onto Disc 1.

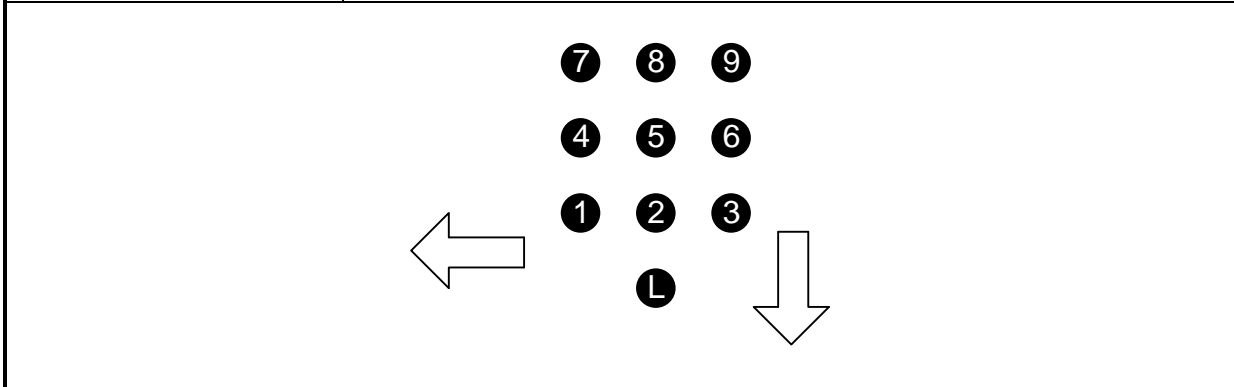
DISC 1 – RIGHT WHEEL:	
All Members	Halt
Leader	March ten regulated paces to wheel 90 degrees to the right (radius four paces), turning head to the right on completion of the first regulated pace, and turning head to the new front on the completion of the tenth regulated pace, march six paces and step out
Nos. 1/2/3	March two paces, march ten regulated paces to wheel 90 degrees to the right (No.1 radius two paces, No.2 radius four paces, No.3 radius six paces), turning heads on completion of the first regulated pace (No.1 to the left, Nos.2/3 to the right) and turning heads to the new front on completion of the tenth regulated pace, march four paces and step out
Nos. 4/5/6	March four paces, march ten regulated paces to wheel 90 degrees to the right (No.4 radius two paces, No.5 radius four paces, No.6 radius six paces), turning heads on completion of the first regulated pace (No.4 to the left, Nos.5/6 to the right), and turning heads to the new front on completion of the tenth regulated paces, march two paces and step out
Nos. 7/8/9	March six paces, march ten regulated paces to wheel 90 degrees to the right (No.7 radius two paces, No.8 radius four paces, No.9 radius six paces) turning heads on completion of the first regulated pace (No.7 to the left, Nos.8/9 to the right), and turning heads to the new front on completion of the tenth regulated paces, and step out

All Members	Including the step out pace on the LEFT foot, EIGHT paces will be taken to bring the Leader's RIGHT foot onto Disc 2.
-------------	-----------------------------------------------------------------------------------------------------------------------



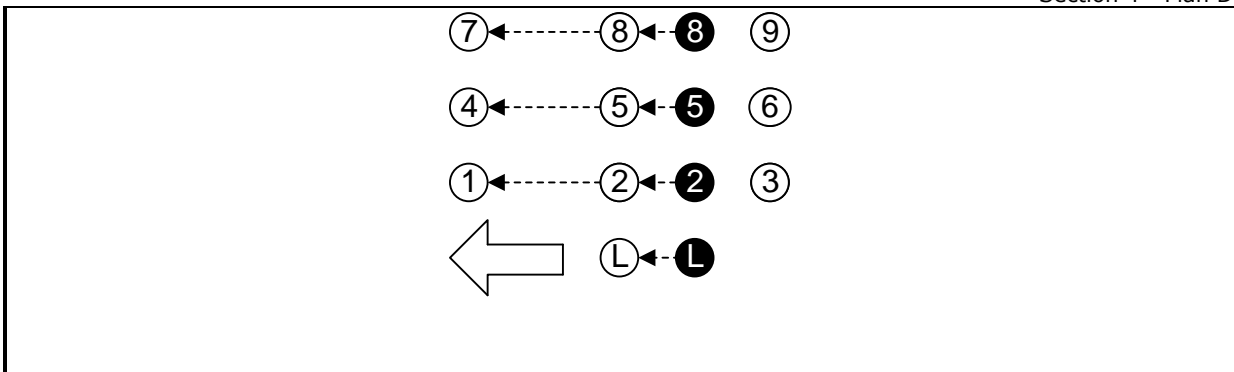
DISC 2 – RIGHT TURN:

All Members	Right Turn and step out
All Members	Including the step out pace with the RIGHT foot, march FOURTEEN paces to bring the Leader's LEFT foot onto Disc 3.



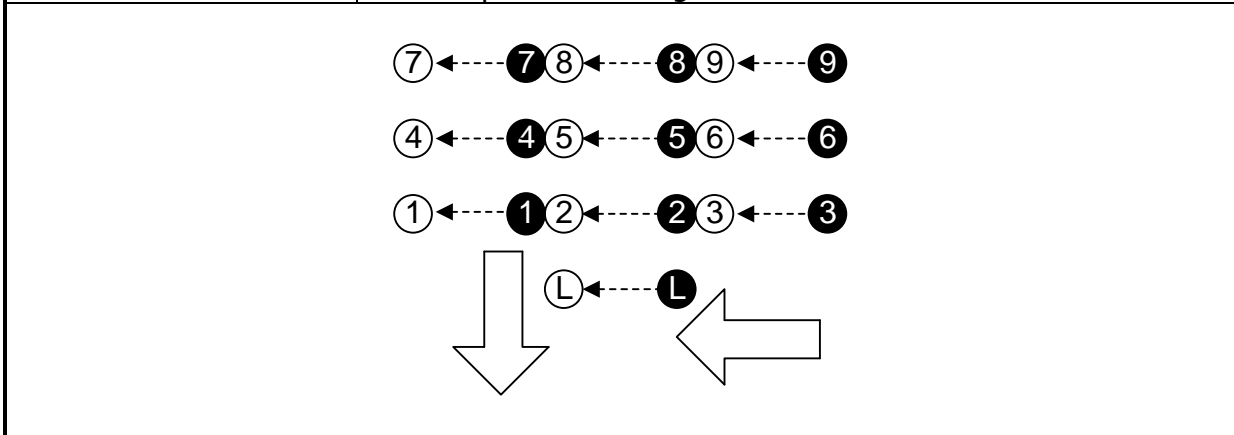
DISC 3 – OPEN FORMATION:

Nos. 1/4/7	March four paces, halt and step out
Leader and Nos. 2/5/8	March two paces, mark time three beats and step out
Nos. 3/6/9	Mark time five beats and step out
All Members	Including the step out pace on the LEFT foot, march ELEVEN paces to bring the Leader's LEFT foot onto Disc 4



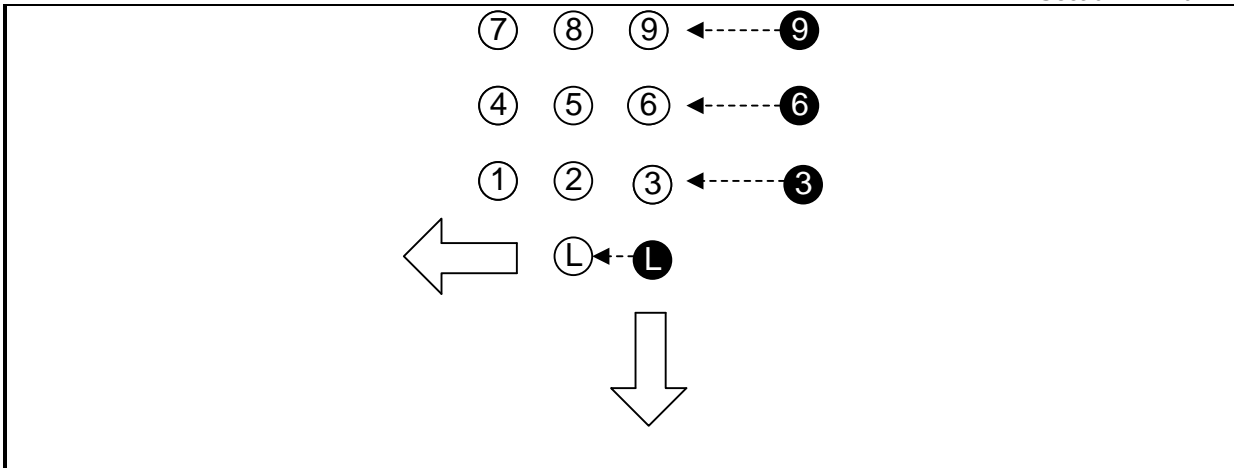
DISC 4 – SIDE PACE / SALUTE:

All Members	Halt, pivot 90 degrees to the left on the ball of the right foot, pause one beat
Leader and Nos. 1/2/3	Take three side paces to the right
Nos. 4/5/6	Pause two beats, take two side paces to the right
Nos. 7/8/9	Pause four beats, take one side pace to the right
All Members	Pause eight beats, saluting in unison on beat three and concluding salute on beat six
Leader and Nos. 1/2/3	Pause four beats and step out
Nos. 4/5/6	Pause two beats, take one side pace to the right and step out
Nos. 7/8/9	Take two side paces to the right and step out
Leader	Including the step out pace on the LEFT foot, march SEVEN paces to bring the Leader’s LEFT foot onto Disc 5.



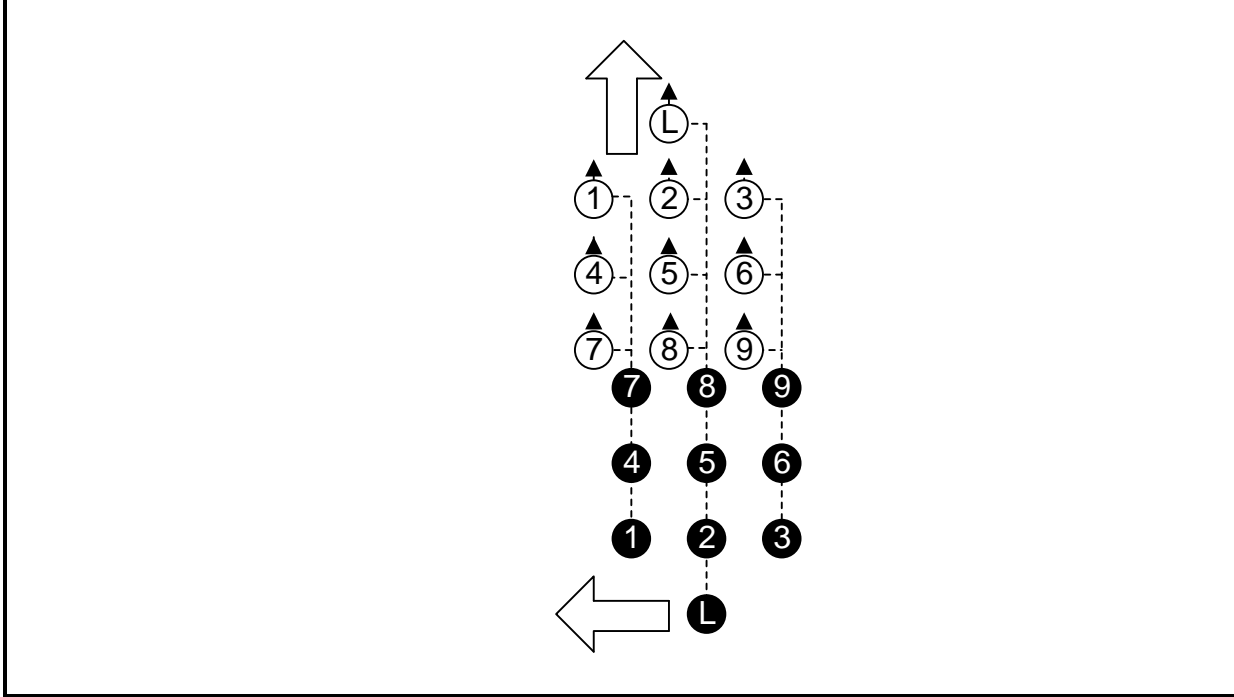
DISC 5 – MARKTIME / REFORM TEAM:

All Members	Halt, mark time six beats turning evenly 90 degrees to the right
Nos. 1/4/7	Mark time four beats and step out
Leader and Nos. 2/5/8	Mark time two beats, march two paces and step out
Nos. 3/6/9	March four paces and step out
Leader	Including the step out pace on the LEFT foot, march NINE paces to bring the Leader’s LEFT foot onto Disc 6.

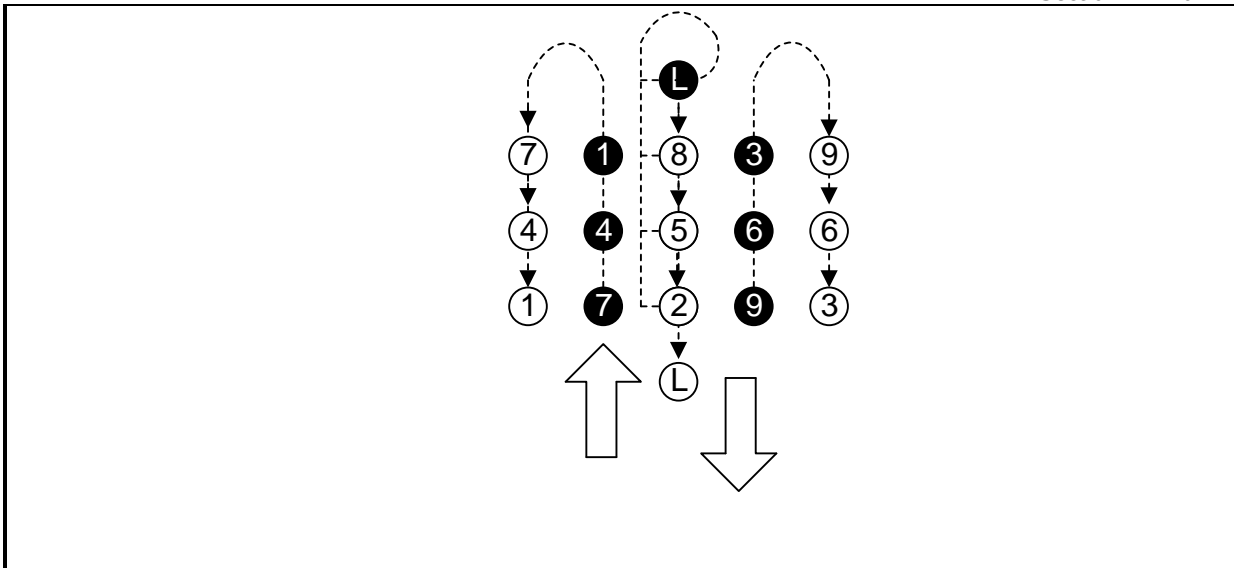


DISC 6 – COUNTERMARCH:

All Members	Halt
No. 7/8/9	Pivot 90 degrees to the right on the ball of the left foot, pause one beat, march one pace, halt, take one side pace to the left, pause six beats, mark time seven beats and step out
No. 4/5/6	Pivot 90 degrees to the right on the ball of the left foot, pause one beat, march one pace, halt, march four paces, take one side pace to the left, pause four beats, mark time five beats and step out
Nos. 1/2/3	Pivot 90 degrees to the right on the ball of the left foot, pause one beat, march one pace, halt, march eight paces, take one side pace to the left, pause two beats, mark time three beats and step out
Leader	Pivot 90 degrees to the right on the ball of the left foot, pause one beat, march one pace, halt, march twelve paces, take one side pace to the left, mark time one beat and step out
Leader	Including the step out pace on the RIGHT foot, march TEN paces to bring the Leader's LEFT foot onto Disc 7.

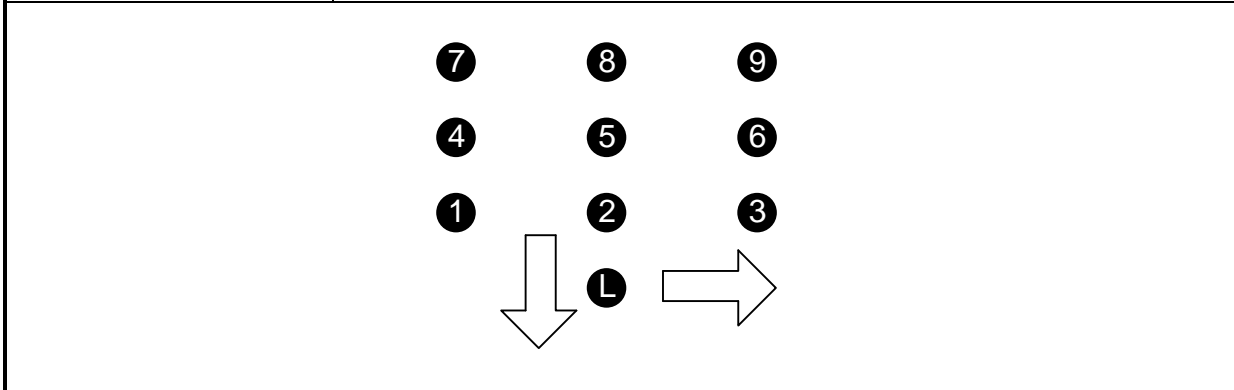


DISC 7 – REVERSE WHEELS:	
All Members	Halt
Leader	Take one side pace to the left, march one pace (arms at sides), halt, march eight regulated paces (arms at sides) to wheel 270 degrees to the right, (radius one pace), on the completion of the eighth regulated pace pivot 90 degrees to the left on the ball of the right foot and march eight paces, mark time two beats and step out
No. 2	Take one side pace to the left, march one pace (arms at sides), halt, march two paces, march eight regulated paces (arms at sides) to wheel 270 degrees to the right, (radius one pace), on the completion of the eighth regulated pace pivot 90 degrees to the left on the ball of the right foot and march six paces, mark time two beats and step out
No. 5	Take one side pace to the left, march one pace (arms at sides), halt, march four paces, march eight regulated paces (arms at sides) to wheel 270 degrees to the right, (radius one pace), on the completion of the eighth regulated pace pivot 90 degrees to the left on the ball of the right foot and march four paces, mark time two beats and step out
No. 8	Take one side pace to the left, march one pace (arms at sides), halt, march six paces, march eight regulated paces (arms and sides) to wheel 270 degrees to the right, (radius one pace), on the completion of the eighth regulated pace pivot 90 degrees to the left on the ball of the right foot and march two paces, mark time two beats and step out
Nos. 1/4/7	Pause four beats, march – No. 1 two paces, No. 4 four paces, No. 7 six paces, march eight regulated paces (arms at sides) to wheel 180 degrees to the left (radius one pace), march – No. 1 six paces, No. 4 four paces, No. 7 two paces, mark time two beats and step out
Nos. 3/6/9	Pause four beats, march – No. 3 two paces, No. 6 four paces, No. 9 six paces, march eight regulated paces (arms at sides) to wheel 180 degrees to the right (radius one pace), march – No. 3 six paces, No. 6 four paces, No. 9 two paces, mark time two beats and step out
All Members	Including the step out pace on the LEFT foot, march ELEVEN paces to bring the Leader’s LEFT foot onto Disc 8.



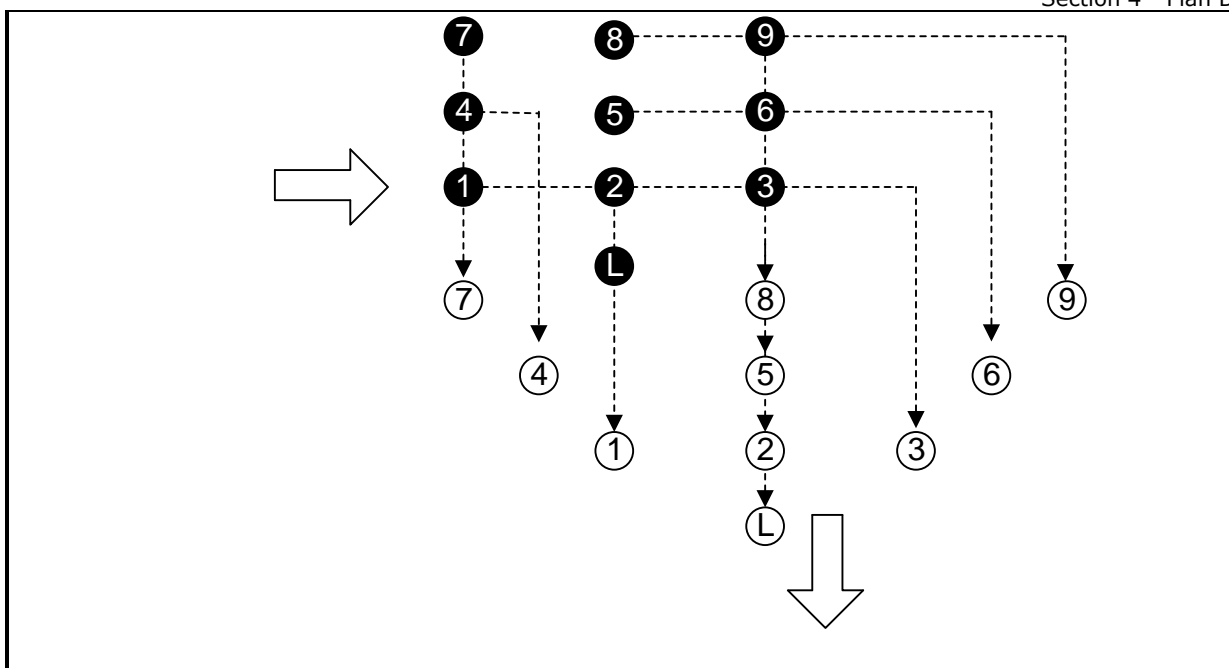
DISC 8 – LEFT TURN:

All Members	Left turn and step out
All Members	Including the step out pace on the LEFT foot, march FIFTEEN paces to bring the Leader’s LEFT foot onto Disc 9



DISC 9 – FORM ARROW:

No. 7	Halt, pause eight beats
No. 8	March four paces, halt, pause four beats
No. 9	March eight paces, halt
No. 4	March two paces, halt, pause six beats
No. 5	March four paces, halt, pause four beats
No. 6	March six paces, halt, pause two beats
Leader and Nos. 1/2/3	March four paces, halt, pause four beats
All Members	Pivot 90 degrees to the right on the ball of the left foot, pause one beat, march seven paces and halt. Pause eight beats, saluting in unison on beat three and concluding salute on beat six, left turn and step out.



NOTES:

1. There will be no whistle signal to indicate the final halt.
2. The left turn executed to march off the competition area is optional, but must not exceed four beats.
3. The team must march directly off the competition area and must not halt or disband until well clear of the side boundary.