

QUICKSTEP/COMPLIMENTS/MOVEMENTS

SENIOR GRADE

MOVEMENTS:

DISC	MOVEMENT
Start	Quickstep / Compliments
1	Right Fixed Pivot Wheel to Section Wheels
2	Special Right Turn
3	Form Line
4	Split Line / Slow March
5	Side Pace / Salute
6	Reform Team
7	Right Wheel / Form Line / Special Right Turn
8	Reform Team
9	Double Retreat Countermarch
10	About Turn
11	Countermarch

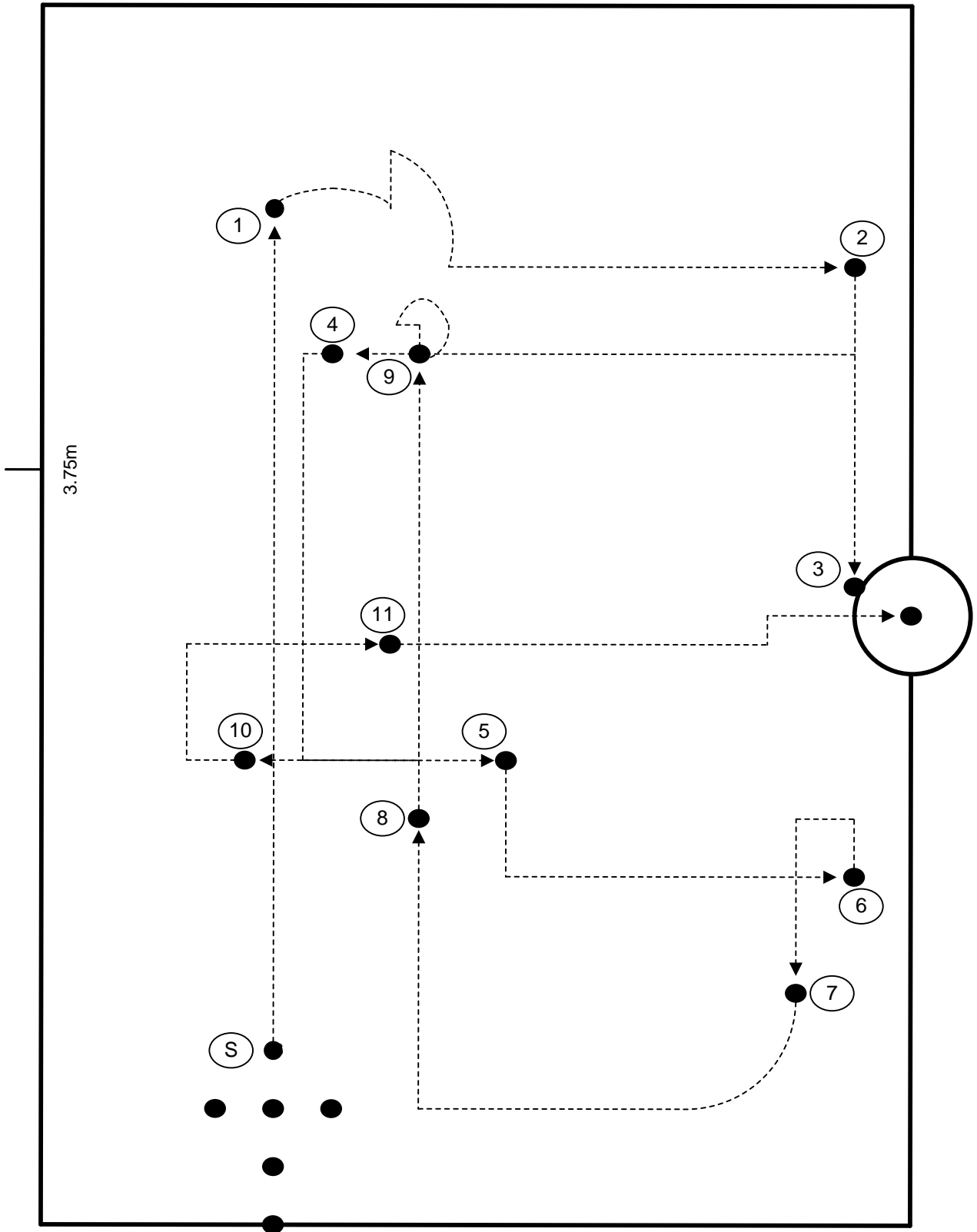
DISC MEASUREMENTS:

Disc	Left of Centre	From Front Boundary	Right of Centre
Assembly	19.50m (26)	16.50m (22)	-
Start	11.25m (15)	16.50 (22)	-
1	-	16.50 (22)	10.50m (14)
2		1.50m (2)	9.00m (12)
3		1.50m (2)	.75m (1)
4		15.00m (20)	6.75m (9)
5	3.75m (5)	10.50m (14)	
6	6.75m (9)	1.50m (2)	
7	9.75m (13)	3.00m (4)	
8	5.25m (7)	12.75m (17)	
9		12.75m (17)	6.75m (9)
10	3.75m (5)	17.25m (23)	
11	.75m (1)	13.50m (18)	

Note: The Assembly Position will be 19.50m, Left of Centre, unless this measurement precludes the use of an indoor venue in which case the Assembly Disc can be moved toward the side boundary at 18.00m or 16.50m.

TIME:

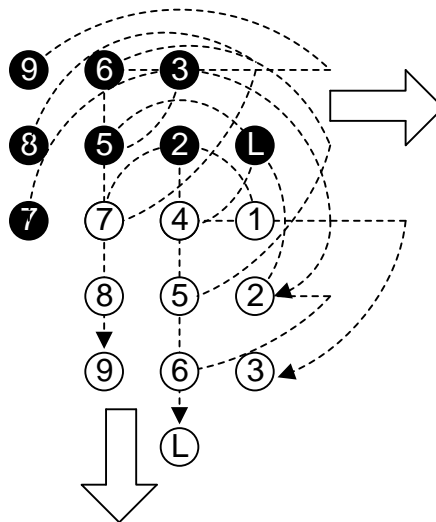
3 minutes 46 seconds (approx.)



START: By the Centre Quick March

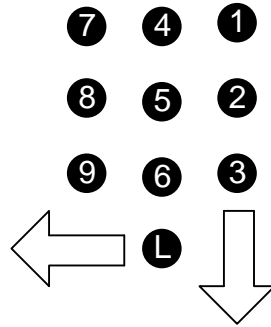
QUICKSTEP/COMPLIMENTS:	
All Members	<p>March ten paces, mark time two beats with the Leader saluting and team members, except No. 1, turning heads to the right in unison during the second beat of mark time, march ten paces (to complete the 20-pace quickstep course), mark time two beats with team members turning heads to the front and the Leader dropping the salute in unison during the second beat of mark time.</p> <p>Including the step-out pace with the LEFT foot, NINE paces will be taken to bring the Leader’s LEFT foot onto Disc 1.</p>
DISC 1 – RIGHT FIXED PIVOT WHEEL TO SECTION WHEELS:	
Leader and Nos. 4/5/6/7/8/9	Halt, pivot on the ball of the right foot to align shoulders to No. 1 on the commencement of the first regulated pace, turning heads right to No. 1 on the completion of the first regulated pace, march ten regulated paces (arms at sides) to wheel 90 degrees to the right maintaining the same radius from the pivot throughout, mark time two beats pivoting on the ball of the left foot and turning heads to the new front as the foot descends from the second mark time beat
No. 1	Halt, mark time ten beats turning evenly 90 degrees to the right, turning head to the left on completion of the first mark time beat, mark time two beats turning head to the new front as the foot descends from the second mark time beat
Nos. 2/3	Halt, march ten regulated paces (arms at sides) to wheel 90 degrees to the right maintaining the same radius (No. 3 four paces and No. 2 two paces) from the pivot throughout, turning heads to the right on completion of the first regulated pace, mark time two beats turning heads to the new front as the foot descends from the second mark time beat
Leader and Nos. 1/2/3	Take two side paces to the left
Nos. 4/5/6	Pause four beats
Nos. 7/8/9	Take two side paces to the right
Leader	March seven regulated paces (arms at sides) to wheel 90 degrees to the right (radius two x four paces), mark time one beat
Nos. 1/4/7	Mark time eight beats turning evenly 90 degrees to the right
Nos. 2/5/8	March seven regulated paces (arms at sides) to wheel 90 degrees to the right (radius two paces), mark time one beat
Nos. 3/6/9	March seven regulated paces (arms at sides) to wheel 90 degrees to the right (radius four paces), mark time one beat (No.9 will

	wheel between Nos. 4 & 5, No.6 will wheel between Nos 1 & 2)
Nos. 1/2/3	Mark time four beats, pivot 90 degrees to the left on the ball of the right foot and step out
Leader and Nos. 4/5/6	Mark time two beats, pivot 90 degrees to the left on the ball of the right foot and march two paces and step out
Nos. 7/8/9	Pivot 90 degrees to the left on the ball of the right foot and march four paces and step out
All Members	Including the step-out pace with the LEFT foot, TWELVE paces will be taken to bring the Leader’s RIGHT foot onto Disc 2.



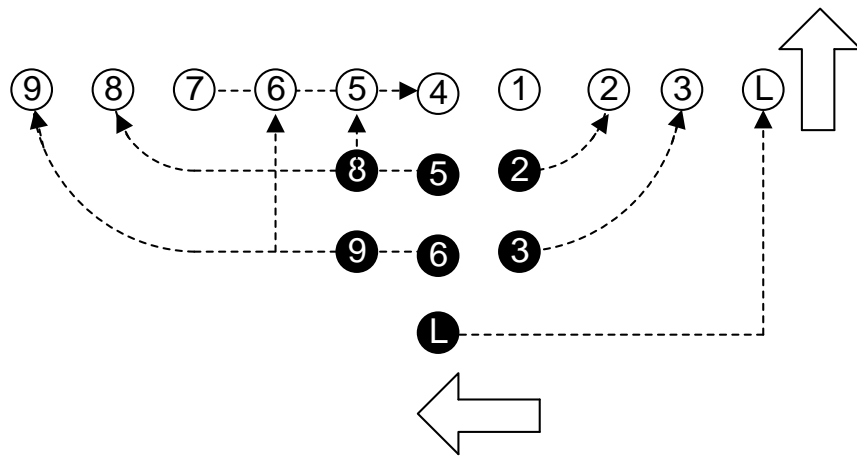
DISC 2 – SPECIAL RIGHT TURN:

All Members	Halt, pause one beat, mark time three beats hesitating in the raised position of the third beat, pivot 45 degrees to the right as the foot is lowered from the raised position. The third mark time will need to be speeded up and down to allow for the hesitation in the raised position, hesitate then pivot 45 degrees to the right and step out
All Members	Including the step-out pace with the RIGHT foot, ELEVEN paces will be taken to bring the Leader’s RIGHT foot onto Disc 3.



DISC 3 – FORM LINE:	
All Members	Halt, pause one beat
Leader	Pivot 90 degrees to the right on the ball of the left foot, pivot 90 degrees to the right on the ball of the left foot, march eight paces, pivot 90 degrees to the left on the ball of the right foot and march six paces (arms at sides) and step out
Nos. 1/2/3	Pivot 90 degrees to the right on the ball of the left foot, pivot 90 degrees to the right on the ball of the left foot, mark time two beats
No. 1	Mark time eight beats, turning evenly 90 degrees to the left, mark time four beats and step out
Nos. 2/3	March eight regulated paces (arms at sides) to wheel 90 degrees to the left (No. 2 radius two paces, No.3 radius four paces), mark time four beats and step out
No. 4	March two paces, mark time two beats, pause two beats, take two side paces to the right turning 90 degrees to the right on the ball of the left foot on commencement of the first side pace, pause two beats, mark time four beats and step out
No. 5	March two paces, mark time two beats, pause two beats, pivot 90 degrees to the right on the ball of the left foot, pause one beat, march two paces (arms at sides), halt, pause one beat, mark time four beats and step out
No. 6	March two paces, mark time two beats, pause two beats, march two paces, pivot 90 degrees to the right on the ball of the right foot and march four paces (arms at sides), mark time four beats and step out
Nos. 7/8/9	March four paces
No. 7	Mark time eight beats, turning evenly 90 degrees to the right, mark time four beats and step out

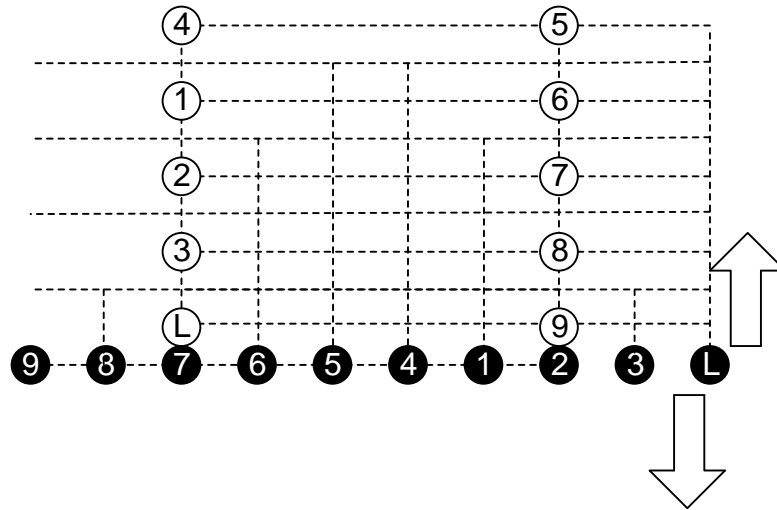
Nos. 8/9	March eight regulated paces (arms at sides) to wheel 90 degrees to the right (No. 8 radius two paces, No.9 radius four paces), mark time four beats and step out
All Members	Including the step-out pace with the LEFT foot, TWELVE paces will be taken to bring the Leader’s RIGHT foot onto Disc 4.



DISC 4 – SPLIT LINE/SLOW MARCH:

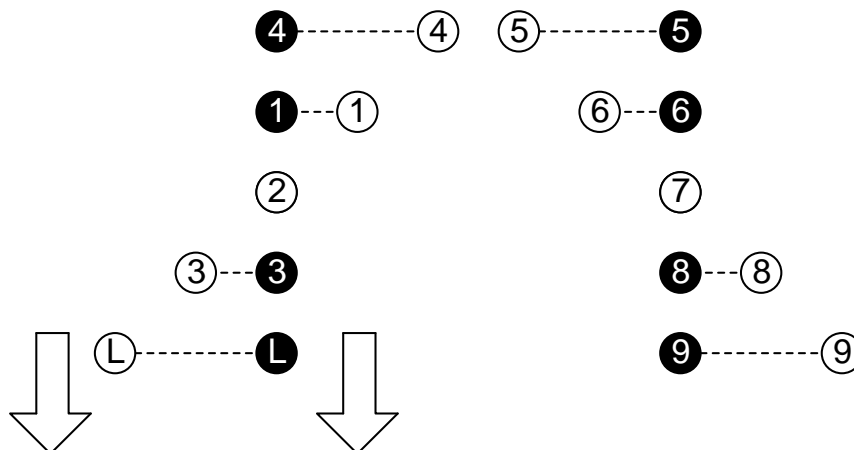
Leader	Mark time sixteen beats turning evenly 90 degrees to the right, mark time two beats, take one side pace to the left, pivot 90 degrees to the left on the ball of the right foot, pause one beat, pivot 90 degrees to the left on the ball of the right foot,
No. 3	March two paces, mark time twelve beats turning evenly 90 degrees to the right, march two paces, mark time two beats, take one side pace to the left, pivot 90 degrees to the left on the ball of the right foot, pause one beat, pivot 90 degrees to the left on the ball of the right foot,
No. 2	March four paces, mark time eight beats turning evenly 90 degrees to the right, march four paces, mark time two beats, take one side pace to the left, pivot 90 degrees to the left on the ball of the right foot, pause one beat, pivot 90 degrees to the left on the ball of the right foot,
No. 1	March six paces, mark time four beats turning evenly 90 degrees to the right, march six paces, mark time two beats, take one side pace to the left, pivot 90 degrees to the left on the ball of the right foot, pause one beat, pivot 90 degrees to the left on the ball of the right foot,

No. 4	March eight paces, pivot 90 degrees to the right on the ball of the right foot and march eight paces, mark time two beats, take one side pace to the left, pivot 90 degrees to the left on the ball of the right foot, pause one beat, pivot 90 degrees to the left on the ball of the right foot,
No. 5	March eight paces, pivot 90 degrees to the left on the ball of the right foot and march eight paces, mark time two beats, pause two beats, pivot 90 degrees to the right on the ball of the left foot, pause one beat, pivot 90 degrees to the right on the ball of the left foot,
No. 6	March six paces, mark time four beats turning evenly 90 degrees to the left, march six paces, mark time two beats, pause two beats, pivot 90 degrees to the right on the ball of the left foot, pause one beat, pivot 90 degrees to the right on the ball of the left foot,
No. 7	March four paces, mark time eight beats turning evenly 90 degrees to the left, march four paces, mark time two beats, pause two beats, pivot 90 degrees to the right on the ball of the left foot, pause one beat, pivot 90 degrees to the right on the ball of the left foot,
No. 8	March two paces, mark time twelve beats turning evenly 90 degrees to the left, march two paces, mark time two beats, pause two beats, pivot 90 degrees to the right on the ball of the left foot, pause one beat, pivot 90 degrees to the right on the ball of the left foot,
No. 9	Mark time sixteen beats 90 degrees to the left, mark time two beats, pause two beats, pivot 90 degrees to the right on the ball of the left foot, pause one beat, pivot 90 degrees to the right on the ball of the left foot,
All Members	March four paces, slow march eleven paces (of approx 67.5cm each), (commencing with the right foot on the left beat), halt
Leader and Nos. 3/2/1/4	Pause two beats, mark time six beats turning evenly 90 degrees to the left and step out
Nos. 5/6/7/8/9	Take one side pace to the left, mark time six beats turning evenly 90 degrees to the right and step out
All Members	Including the step-out pace with the LEFT foot, SEVEN paces will be taken to bring the Leader’s LEFT foot onto Disc 5.



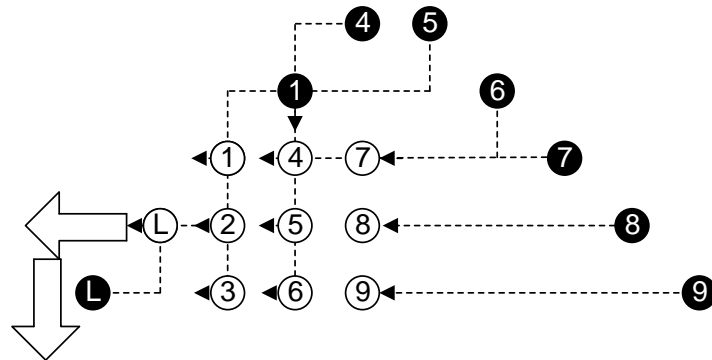
DISC 5 - SIDE PACE / SALUTE:

All Members	Halt
Nos. 4/9	Take four side paces to the left
Nos. 5 and Leader	Take four side paces to the right
Nos. 1/8	Take two side paces to the left, pause four beats
Nos. 3/6	Take two side paces to the right, pause four beats
Nos. 2/7	Pause eight beats
All Members	Pause eight beats, saluting in unison on beat three and concluding salute on beat six and step out
All Members	Including the step-out pace with the LEFT foot, TWELVE paces will be taken to bring the Leader's RIGHT foot onto Disc 6.



DISC 6 – REFORM TEAM:	
Leader	Pivot 90 degrees to the left on the ball of the right foot and march two paces, pivot 90 degrees to the left on the ball of the right foot and march two paces, halt, pause one beat, pivot 90 degrees left on the ball of the right foot, pause one beat, mark time six beats and step out
No. 1	Pivot 90 degrees to the right on the ball of the right foot and march two paces, pivot 90 degrees to the left on the ball of the right foot and march two paces, halt, pause one beat, pivot 90 degrees right on the ball of the left foot, pause one beat, mark time six beats and step out
No. 2	Halt, pause one beat, march two paces, halt, pause one beat, pivot 90 degrees right on the ball of the left foot, pause one beat, mark time six beats and step out
No. 3	Pivot 90 degrees to the left on the ball of the right foot and march two paces, pivot 90 degrees to the right on the ball of the right foot and march two paces, halt, pause one beat, pivot 90 degrees right on the ball of the left foot, pause one beat, mark time six beats and step out
No. 4	Halt, pause three beats, pivot 90 degrees to the right on the ball of the right foot and march two paces, halt, pause one beat, pivot 90 degrees to the left on the ball of the right foot and march four paces, halt, pivot 90 degrees right on the ball of the left foot, step out
No. 5	March two paces, pivot 90 degrees to the right on the ball of the right foot and march four paces, halt, pause one beat, left turn and march four paces, halt, pivot 90 degrees to the right on the ball of the left foot, step out
No. 6	March two paces, pivot 90 degrees to the right on the ball of the right foot and march six paces, pivot 90 degrees to the left on the ball of the right foot and march four paces, halt, pivot 90 degrees to the right on the ball of the left foot, step out
No. 7	Halt, pause three beats, pivot 90 degrees to the right on the ball of the right foot and march six paces, mark time four beats and step out
No. 8	Halt, pause one beat, pivot 90 degrees to the right on the ball of the right foot and march eight paces, mark time four beats and step out
No. 9	Pivot 90 degrees to the right on the ball of the right foot and march ten paces, mark time four beats and step out

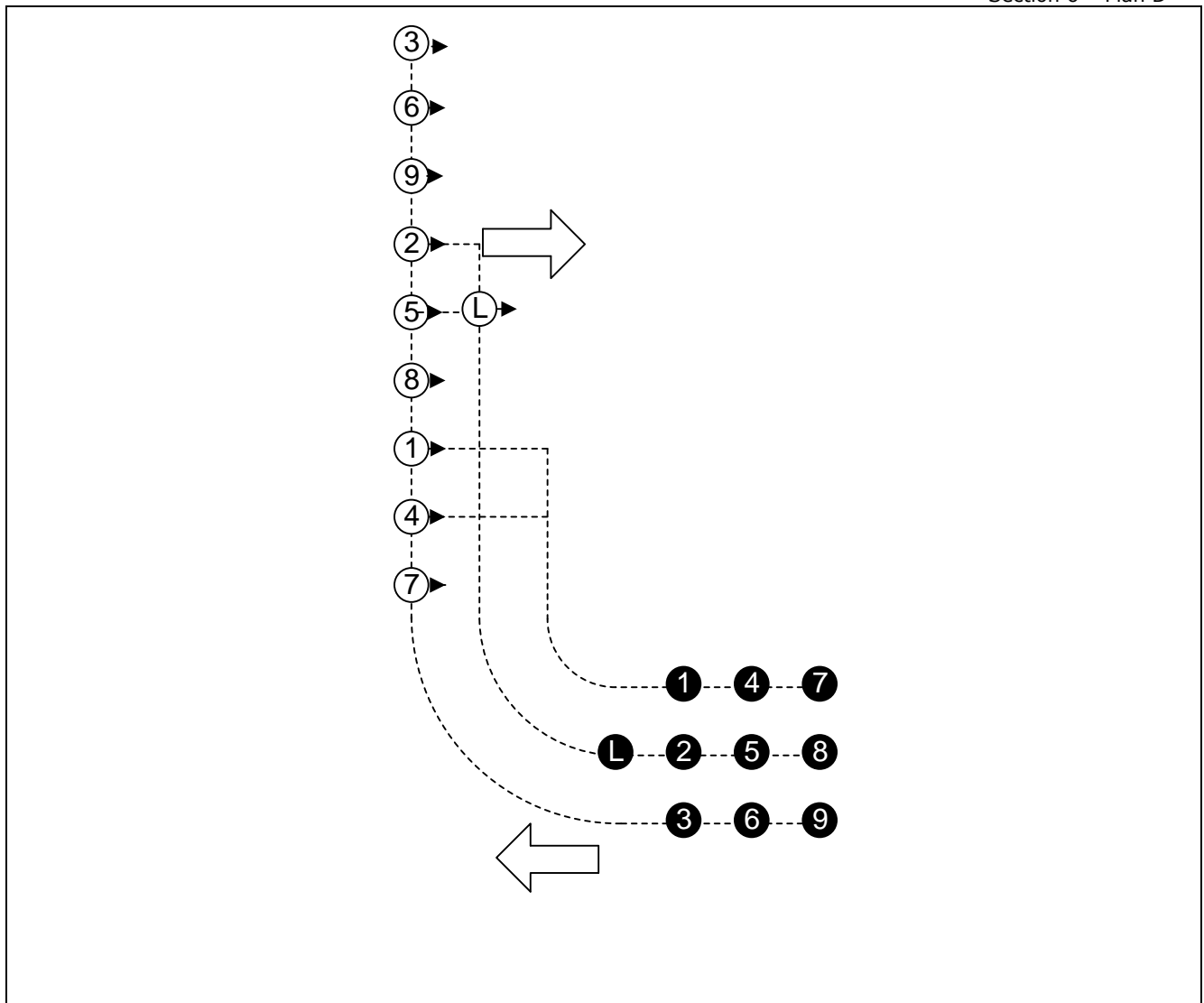
All Members	Including the step out pace with the LEFT foot, SIX paces will be taken to bring the Leader’s RIGHT foot onto Disc 7.
-------------	---



DISC 7 – RIGHT WHEEL/FORM LINE/SPECIAL RIGHT TURN:

Leader	March ten regulated paces to wheel 90 degrees to the right (four pace radius), march nine paces, take one side pace to the right, pause seven beats, pivot 90 degrees to the left on the ball of the right foot and march one pace, halt, pivot 90 degrees to the right on the ball of the left foot
No.1	March two paces, march ten regulated paces to wheel 90 degrees to the right (two pace radius), march five paces, halt, pause four beats, pivot 90 degrees to the left on the ball of the right foot and march four paces, halt, pause three beats, pivot 90 degrees to the right on the ball of the left foot
No. 2	March two paces, march ten regulated paces to wheel 90 degrees to the right (four pace radius), march eleven paces, halt, pause two beats, pivot 90 degrees to the left on the ball of the right foot and march two paces, halt, pause one beat, pivot 90 degrees to the right on the ball of the left foot
No. 3	March two paces, march ten regulated paces to wheel 90 degrees to the right (six pace radius), march seventeen paces, halt, pause one beat
No. 4	March four paces, march ten regulated paces to wheel 90 degrees to the right (two pace radius), march three paces, halt, pause four beats, pivot 90 degrees to the left on the ball of the right foot and march four paces, halt, pause three beats, pivot 90 degrees to the right on the ball of the left foot
No. 5	March four paces, march ten regulated paces to wheel 90 degrees to the right (four pace radius), march nine paces, halt, pause two beats, pivot 90 degrees to the left on the ball of the right foot and march two paces, halt, pause one beat, pivot 90 degrees to the right on the ball of the left foot

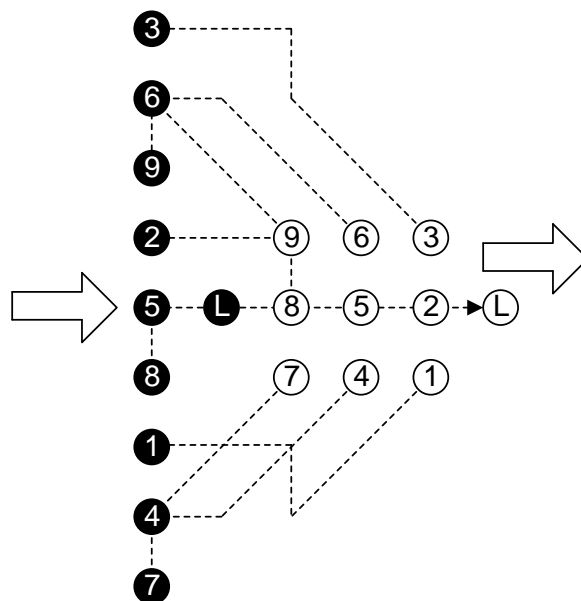
No. 6	March four paces, march ten regulated paces to wheel 90 degrees to the right (six pace radius), march fifteen paces, halt, pause one beat
No. 7	March six paces, march ten regulated paces to wheel 90 degrees to the right (two pace radius), march one pace, halt, pause four beats, pivot 90 degrees to the left on the ball of the right foot and march four paces, halt, pause three beats, pivot 90 degrees to the right on the ball of the left foot
No. 8	March six paces, march ten regulated paces to wheel 90 degrees to the right (four pace radius), march seven paces, halt, pause two beats, pivot 90 degrees to the left on the ball of the right foot and march two paces, halt, pause one beat, pivot 90 degrees to the right on the ball of the left foot
No. 9	March six paces, march ten regulated paces to wheel 90 degrees to the right (six pace radius), march thirteen paces, halt, pause one beat
All Members	Special Right Turn (as detailed below)
Beat one (right)	Pause one beat
Beat two (left)	Pivot 45 degrees to the right on the ball of the left foot and extend the right foot to the line of march (toe to ground) and hesitate
Beat three (right)	Pause one beat
Beat four (left)	Raise the right foot to the mark time position and hesitate
Beat five (right)	Pause one beat
Beat six (left)	Lower the right foot to the stationery position and hesitate
Beat seven (right)	Pause one beat
Beat eight (left)	Pivot 45 degrees to the right on the ball of the left foot and hesitate
Beat nine (right)	Pause one beat
All Members	Including the step out pace with the LEFT foot, TEN paces will be taken to bring the Leader’s RIGHT foot onto Disc 8.



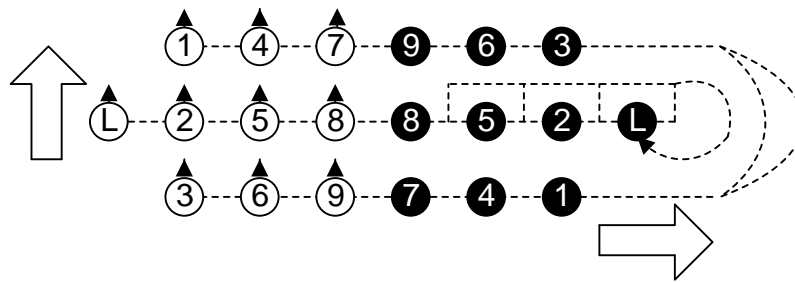
DISC 8 – REFORM TEAM:

Leader	March four paces, halt, pause four beats, march four paces, halt, pause four beats and step out
No. 1	March four paces, right turn, march two paces, halt, pivot 90 degrees to the left on the ball of the right foot, pivot 45 degrees to the left and march eight regulated paces (at approx. .53cm in length to finish two paces from No. 2), 45 degree off step right turn and step out
No. 2	March four paces, right turn, march two paces, halt, pivot 90 degrees to the left on the ball of the right foot, march four paces, halt, pause four beats and step out
No. 3	March four paces, right turn, march two paces, halt, pivot 90 degrees to the left on the ball of the right foot, pivot 45 degrees to the right and march eight regulated paces (at approx. .53cm in length to finish two paces from No. 2), 45 degree left turn and step out

No. 4	March two paces, halt, pause six beats, pivot 45 degrees to the left and march eight regulated paces (at approx. .53cm in length to finish two paces from No. 5), 45 degree off step right turn and step out
No. 5	March two paces, halt, pause six beats, march four paces, halt, pause four beats and step out
No. 6	March two paces, halt, pause six beats, pivot 45 degrees to the right and march eight regulated paces (at approx. .53cm in length to finish two paces from No. 5), 45 degree left turn and step out
No. 7	Halt, pause four beats, pivot 90 degrees to the left on the ball of the left foot and march two paces, halt, pivot 90 degrees to the right on the ball of the left foot, pivot 45 degrees to the left and march eight regulated paces (at approx. .53cm in length to finish two paces from No. 8), 45 degree off step right turn and step out
No. 8	Halt, pause four beats, pivot 90 degrees to the left on the ball of the left foot and march two paces, halt, pivot 90 degrees to the right on the ball of the left foot, march four paces, halt, pause four beats and step out
No. 9	Halt, pause four beats, pivot 90 degrees to the left on the ball of the left foot and march two paces, halt, pivot 90 degrees to the right on the ball of the left foot, pivot 45 degrees to the right and march eight regulated paces (at approx. .53cm in length to finish two paces from No. 8), 45 degree left turn and step out
All Members	Including the step out pace with the LEFT foot, EIGHT paces will be taken to bring the Leader's RIGHT foot onto Disc 9.

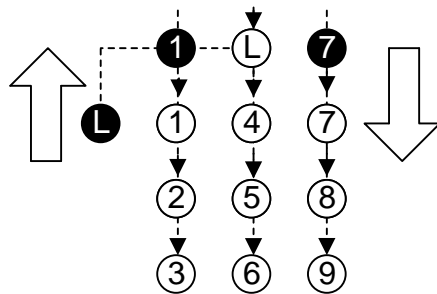


DISC 9 – DOUBLE RETREAT COUNTERMARCH:	
Leader	March one pace, halt, take one side pace to the left, march seven regulated paces (arms at sides) to wheel 270 degrees to the right, (radius one pace), on the completion of the seventh regulated pace pivot 90 degrees to the left on the ball of the left foot and march fourteen paces, halt
No. 2	March one pace, halt, take one side pace to the left, march two paces, march seven regulated paces (arms at sides) to wheel 270 degrees to the right, (radius one pace), on the completion of the seventh regulated pace pivot 90 degrees to the left on the ball of the left foot and march twelve paces, halt
No. 5	March one pace, halt, take one side pace to the left, march four paces, march seven regulated paces (arms at sides) to wheel 270 degrees to the right, (radius one pace), on the completion of the seventh regulated pace pivot 90 degrees to the left on the ball of the left foot and march ten paces, halt
No. 8	March one pace, halt, take one side pace to the left, march six paces, march seven regulated paces (arms and sides) to wheel 270 degrees to the right, (radius one pace), on the completion of the seventh regulated pace pivot 90 degrees to the left on the ball of the left foot and march eight paces, halt
Nos. 1/4/7	March – No. 1 four paces, No. 4 six paces, No. 7 eight paces, march seven regulated paces (arms at sides) to wheel 180 degrees to the left (radius one pace from Nos. 2/5/8), march – No. 1 fourteen paces, No. 4 twelve paces, No. 7 ten paces, halt
Nos. 3/6/9	March – No. 3 four paces, No. 6 six paces, No. 9 eight paces, march seven regulated paces (arms at sides) to wheel 180 degrees to the right (radius one pace from Nos. 1/4/7), march – No. 3 fourteen paces, No. 6 twelve paces, No. 9 ten paces, halt
All Members	Mark time two beats, pivot 90 degrees to the right on the ball of the right foot and step out
All Members	Including the step out pace with the LEFT foot, SIX paces will be taken to bring the Leader’s RIGHT foot onto Disc 10.



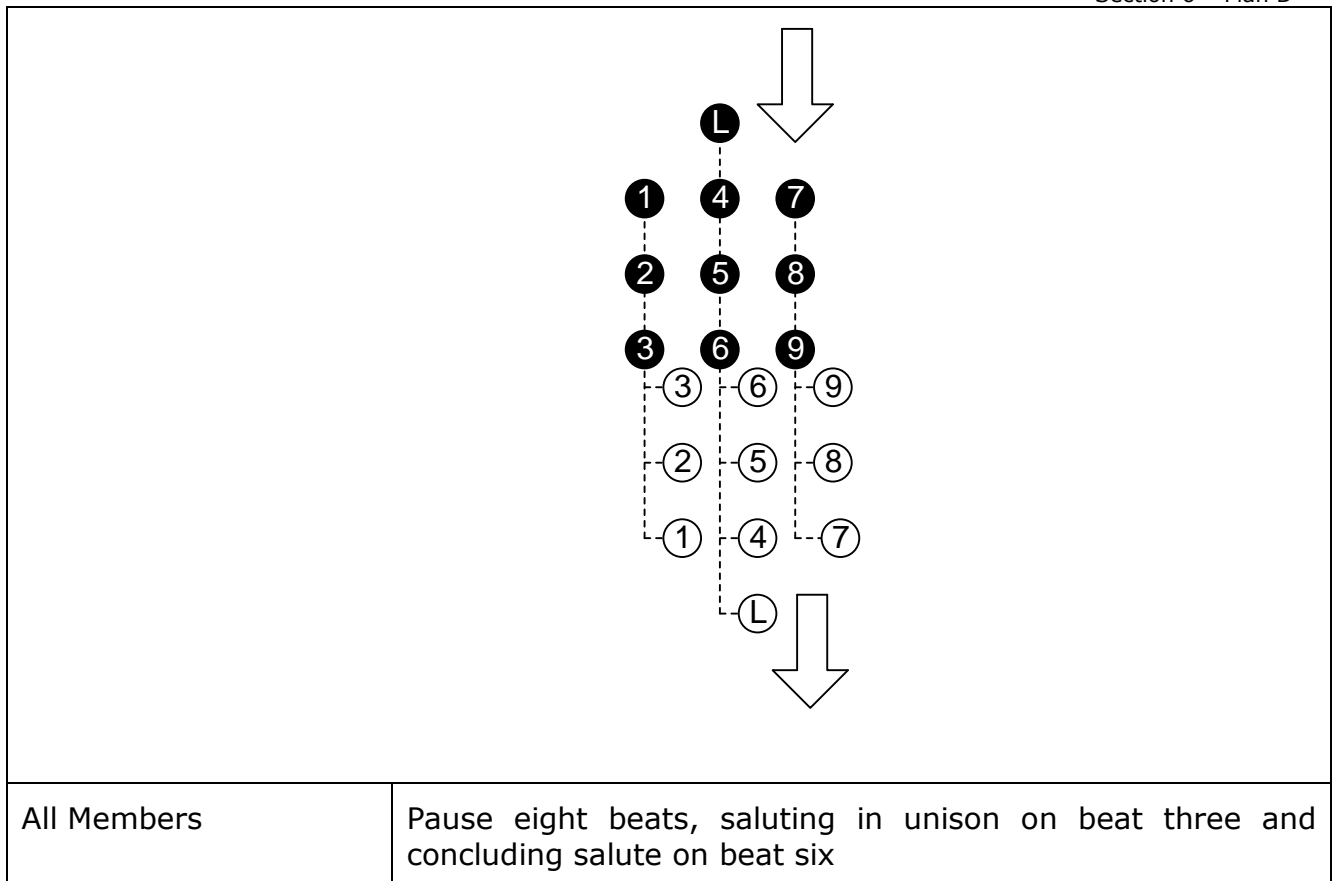
DISC 10 – ABOUT TURN:

Nos. 1/2/3/4/5/6/7/8/9	March one pace (arms at sides), halt, pivot 90 degrees to the right on the ball of the left foot, pause one beat, mark time two beats, pivot 90 degrees to the right on the ball of the right foot and march three paces, halt and step out
Leader	March two paces, right turn, march three paces (arms at sides), halt, pause one beat, march one pace, halt, pivot 90 to the right on the ball of the right foot and step out
All Members	Including the step out pace with the LEFT foot SEVEN paces will be taken to bring the LEFT foot onto Disc 11.



DISC 11 – COUNTERMARCH:

Nos. 3/6/9	March one pace, take one side pace to the left, pause twelve beats
Nos. 2/5/8	March five paces, take one side pace to the left, pause eight beats
Nos. 1/4/7	March nine paces, take one side pace to the left, pause four beats
Leader	March thirteen paces, take one side pace to the left
All Members	March five paces and halt



NOTES:

1. There will be no whistle signal to indicate the final halt.
2. The left turn executed to march off the competition area is optional, but must not exceed six beats.
3. The team must march directly off the competition area and must not halt or disband until well clear of the side boundary.