

QUICKSTEP / COMPLIMENTS / MOVEMENTS UNDER 18 GRADE

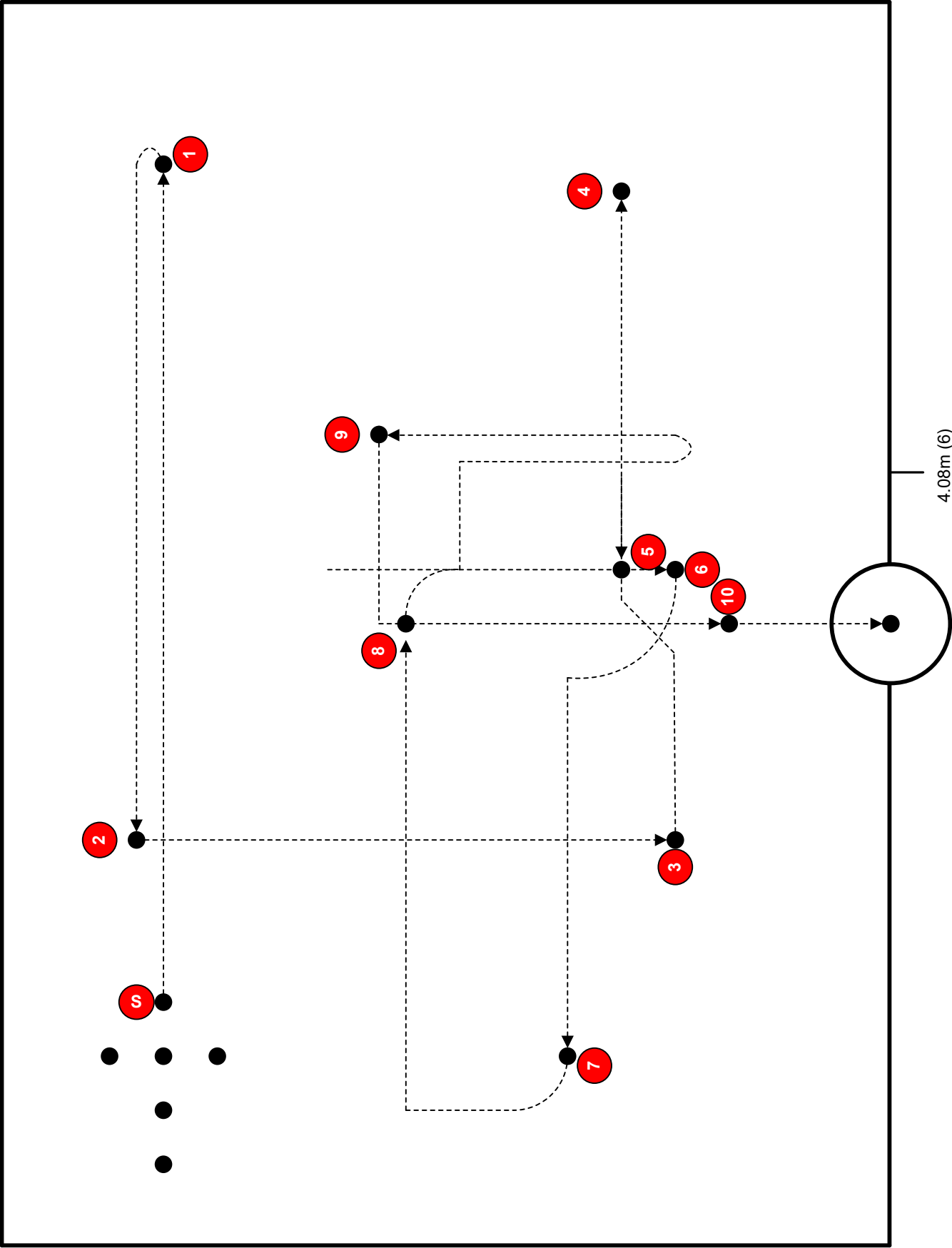
DISC	MOVEMENT	No. of Beats
Start	Quickstep / Compliments	24
1	Countermarch	13
2	Left Form	19
3	Salute / 45 Degree Left Turn by Rank	28
4	Special Right Turn	14
5	Right Turn / About Turn	16
6	180 Degree Fixed Pivot Wheel	31
7	Form Line / Slow March	46
8	Fixed Pivot in Line / Right Turn / Countermarch	42
9	Reform Team	21
10	Open Formation	21

DISC MEASUREMENTS:

Disc	Left of Centre	No. of Paces	From Front Boundary	No. of Paces	Right of Centre	No. of Paces
Assembly	9.52m	14	25.16m	37		
Start	9.52m	14	18.36m	27		
1			18.36m	27	11.56m	17
2	5.44m	8	19.04m	28		
3	5.44m	8	5.44m	8		
4			6.80m	10	10.88m	16
5			6.80m	10	1.36m	2
6			5.44m	8	1.36m	2
7	10.88m	16	8.16	12		
8			12.24m	18		
9			12.92m	19	4.76m	7
10			4.08m	6		

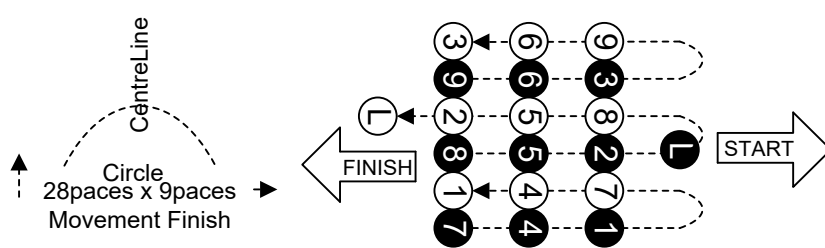
Note: The Assembly Position will be at the rear of the field at 9.52m (14) Left of Centre, 24.48 (36) from the front boundary line. However, if this measurement is unobtainable, the Assembly Disc may be repositioned to 18.36m (27) Left of Centre, 18.36m (27) from the front boundary line. The Assembly Position will be determined by the placement of the Review and Inspections.

TIME: 3 minutes 18 seconds (approx.)

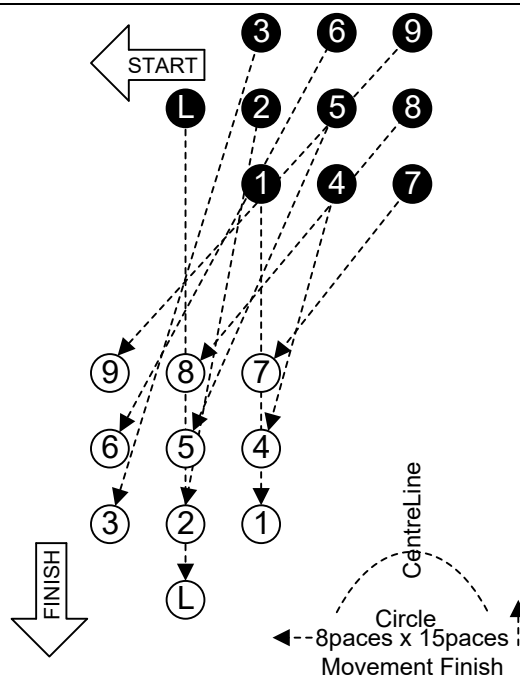


START: By the Centre Quick March

QUICKSTEP/COMPLIMENTS: 24 beats	
Leader	March ten paces, mark time two beats saluting and turning head to the right on the second beat of mark time, march ten paces (left arm at side), mark time two beats dropping the salute and turning head to the front on the second beat of mark time and step out
No. 1	March ten paces, mark time two beats, march ten paces, mark time two beats and step out
Nos. 2/3/4/5/6/7/8/9	March ten paces, mark time two beats turning heads to the right on the second beat of mark time, march ten paces, mark time two beats turning heads to the front on the second beat of mark time and step out.
All Members	Including the step out pace on the LEFT foot, march ELEVEN paces, (From the START, including the step out pace on the LEFT foot, THIRTY ONE paces) will be taken to bring the Leader's LEFT foot onto Disc 1.

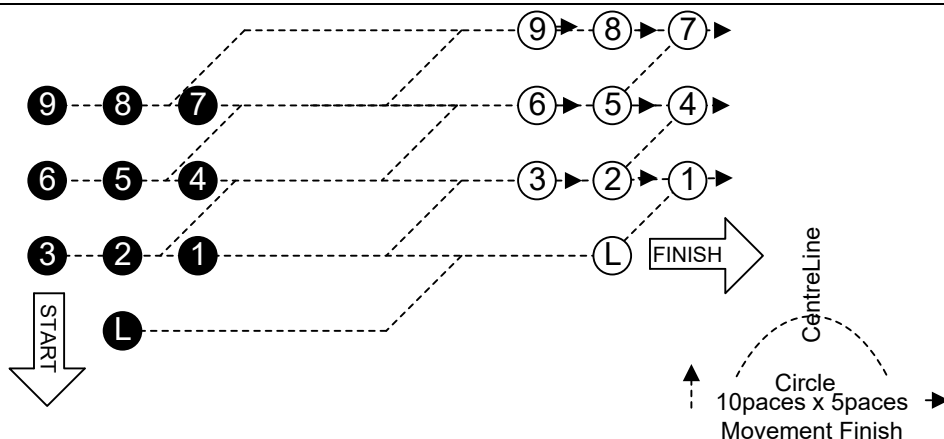
DISC 1: COUNTERMARCH (L) 13 beats	
All Members	Halt
Leader	March four regulated paces (arms at sides) to wheel 180 degrees to the left (radius ½ pace), march eight paces (arms at sides) and step out
No. 1/2/3	March two paces, march four regulated paces (arms at sides) to wheel 180 degrees to the left (radius ½ pace), march six paces (arms at sides) and step out
No. 4/5/6	March four paces, march four regulated paces (arms at sides) to wheel 180 degrees to the left (radius ½ pace), march four paces (arms at sides) and step out
No. 7/8/9	March six paces, march four regulated paces (arms at sides) to wheel 180 degrees to the left (radius ½ pace), march two paces (arms at sides) and step out
All Members	Including the step out pace on the LEFT foot, SEVENTEEN paces will be taken to bring the Leader's LEFT foot onto Disc 2.
	

DISC 2: LEFT FORM (L) 19 beats	
Leader	Left turn, march thirteen paces, mark time five beats and step out
No. 1	Left turn, march nine paces, mark time nine beats and step out
No. 2	Left turn of sufficient angle to align with finishing position (two paces behind Leader) and march twelve regulated paces, mark time six beats, pivoting to the new front on the completion of the final mark time and step out
No. 3	Left turn of sufficient angle to align with finishing position (two paces to the left of No. 2) and march fourteen regulated paces, mark time four beats, pivoting to the new front on the completion of the final mark time and step out
No. 4	Left turn of sufficient angle to align with finishing position (two paces behind No. 1) and march ten regulated paces, mark time eight beats, pivoting to the new front on the completion of the final mark time and step out
No. 5	Left turn of sufficient angle to align with finishing position (two paces behind No. 2) and march twelve regulated paces, mark time six beats, pivoting to the new front on the completion of the final mark time and step out
No. 6	Left turn of sufficient angle to align with finishing position (two paces behind No. 3) and march fourteen regulated paces, mark time four beats, pivoting to the new front on the completion of the final mark time and step out
No. 7	Left turn of sufficient angle to align with finishing position (two paces behind No. 4) and march ten regulated paces, mark time eight beats, pivoting to the new front on the completion of the final mark time and step out
No. 8	Left turn of sufficient angle to align with finishing position (two paces behind No. 5) and march twelve regulated paces, mark time six beats, pivoting to the new front on the completion of the final mark time and step out
No.9	Left turn of sufficient angle to align with finishing position (two paces behind No. 6) and march fourteen regulated paces, mark time four beats, pivoting to the new front on the completion of the final mark time and step out
All Members	Including the step out pace on the LEFT foot, SEVEN paces will be taken to bring the Leader's LEFT foot onto Disc 3.



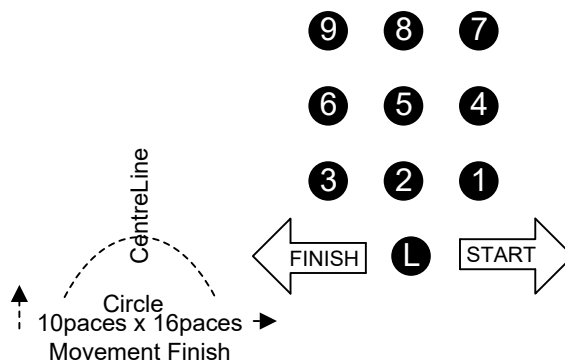
DISC 3: SALUTE / 45 DEGREE LEFT TURN BY FILES (L) 28 beats

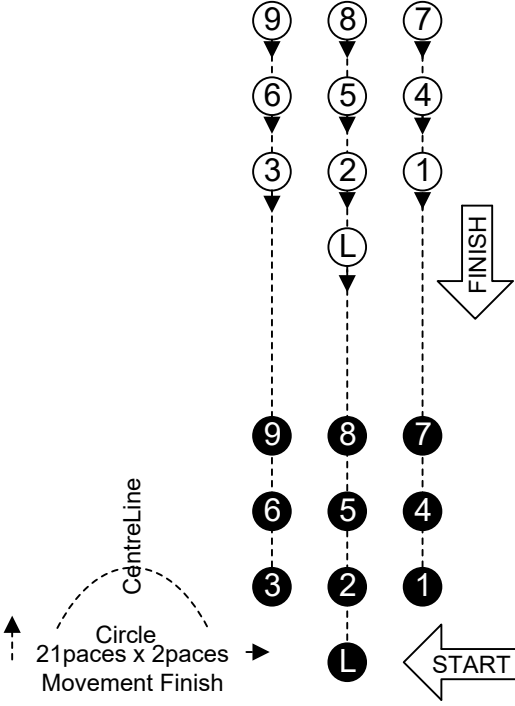
All Members	Halt, pause eight beats, saluting in unison on beat three and concluding salute on beat six
Nos. 3/6/9	Pivot 90 degrees to the left on the ball of the right foot and march three paces, 45 degree left turn, march six regulated paces to travel two paces by two paces, 45-degree right turn, march eight paces and step out
Leader and Nos. 2/5/8	Pivot 90 degrees to the left on the ball of the right foot and march seven paces, 45 degree left turn, march six regulated paces to travel two paces by two paces, 45-degree right turn, march four paces and step out
Nos. 1/4/7	Pivot 90 degrees to the left on the ball of the right foot and march eleven paces, 45 degree left turn, march six regulated paces to travel two paces by two paces, 45 degree right turn and step out
All Members	Including the step out pace with the RIGHT foot, ELEVEN paces will be taken to bring the Leader's RIGHT foot onto Disc 4.



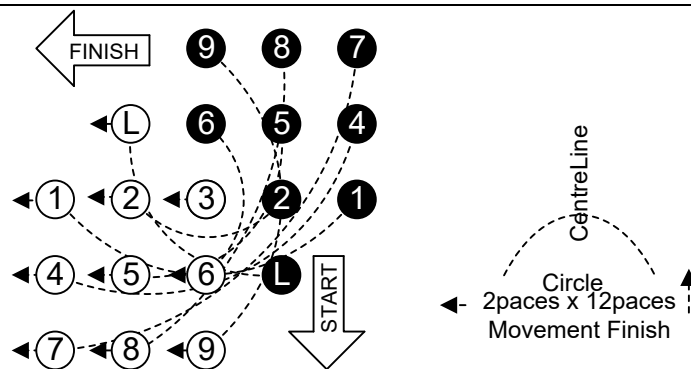
DISC 4: SPECIAL RIGHT TURN (R) 14 beats

All Members	Mark time six beats turning evenly 90 degrees to the right
All Members	Special Right Turn (as detailed below)
Beat one (left)	Pivot 45 degrees to the right on the ball of the left foot and (at the same time) extend the right foot to the line of march (toe to ground) and hesitate
Beat two (right)	Pause one beat
Beat three (left)	Raise the right foot to the mark time position and hesitate
Beat four (right)	Pause one beat
Beat five (left)	Lower the right foot to the stationery position and hesitate
Beat six (right)	Pause one beat
Beat seven (left)	Pivot 45 degrees to the right on the ball of the left foot and hesitate
Beat eight (right)	Pause one beat and step out
All Members	Including the step out pace with the LEFT foot, FOURTEEN paces will be taken to bring the Leader's RIGHT foot onto Disc 5.



DISC 5: RIGHT TURN / ABOUT TURN (R) 16 beats	
All Members	Right turn, march ten paces
All Members	<p>About Turn as detailed below –</p> <p>March one pace (arms at sides), halt, pivot 90 degrees to the right on the ball of the left foot and mark time two beats, pivot 90 degrees to the right on the ball of the left foot, step out</p>
All Members	Including the step out pace with the LEFT foot, THIRTEEN paces will be taken to bring the Leader's LEFT foot onto Disc 6.
	
DISC 6: 180 DEGREE FIXED PIVOT WHEEL (L) 31 beats	
All Members	Halt, pause two beats
Leader	<p>Pivot on the ball of the left foot to sufficiently align right shoulder to No. 3, pause one beat, turn head right to No.3, pause one beat, march eighteen regulated paces to wheel 180 degrees to the right (maintaining distance from No. 3 throughout), halt, pause one beat, turn head to the new front, pause one beat, pivot on the ball of the right foot (to the rear of the field), pause one beat, pivot 90 degrees to the left on the ball of the right foot and step out</p>
No. 3	<p>Pause two beats, turn head left to No.2, pause one beat, mark time eighteen beats turning evenly 180 degrees to the right (swinging arms), halt, pause one beat, turn head to the new front, pause three beats, pivot 90 degrees to the left on the ball of the right foot and step out</p>

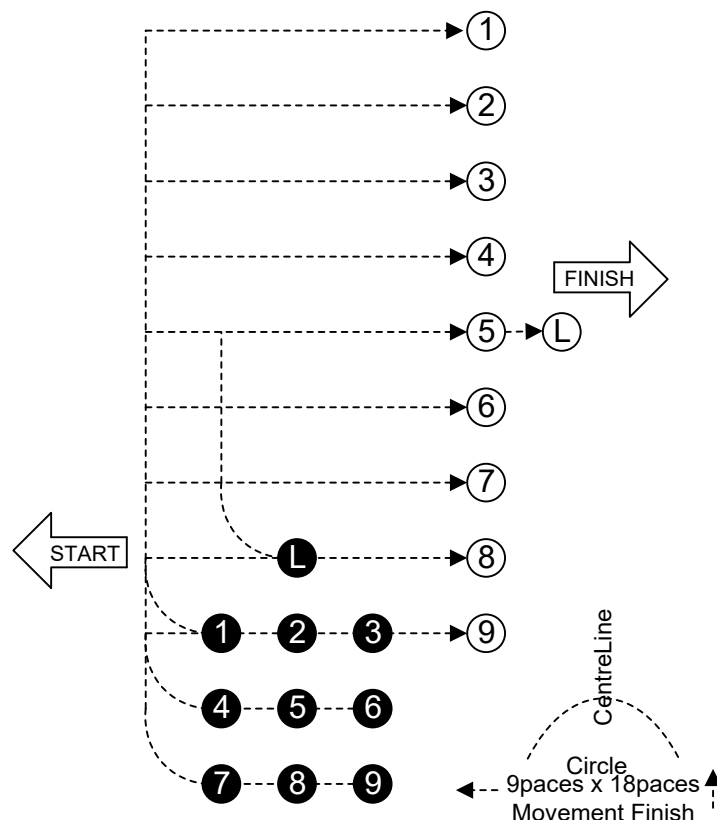
Nos. 1/2	Pause two beats, turn heads right to No. 3, pause one beat, march eighteen regulated paces to wheel 180 degrees to the right (maintaining distance from No.3 throughout), halt, pause one beat, turn heads to the new front, pause three beats, pivot 90 degrees to the left on the ball of the right foot and step out
Nos. 4/5/6/7/8/9	Pivot on the ball of the right foot to sufficiently align right shoulder to No. 3, pause one beat, turn heads right to No.3, pause one beat, march eighteen regulated paces to wheel 180 degrees to the right (maintaining distance from No. 3 throughout), halt, pause one beat, turn heads to the new front, pause one beat, pivot on the ball of the left foot (to the rear of the field), pause one beat, pivot 90 degrees to the left on the ball of the right foot and step out
All Members	Including the step out pace with the LEFT foot, march FOURTEEN paces will be taken to bring the Leader RIGHT foot onto Disc 7.



DISC 7: FORM LINE / SLOW MARCH (R) 46 beats

No. 1	March four regulated paces (arms at sides) to wheel 90 degrees to the right (radius two paces), march fourteen paces
No. 2	March two paces (arms at sides), march four regulated paces (arms at sides) to wheel 90 degrees to the right (radius two paces), march twelve paces
No. 3	March four paces (arms at sides), march four regulated paces (arms at sides) to wheel 90 degrees to the right (radius two paces), march ten paces
No. 4	Mark time four beats, march four regulated paces (arms at sides) to wheel 90 degrees to the right (radius two paces), march ten paces
No. 5	Mark time four beats, march two paces (arms at sides), march four regulated paces (arms at sides) to wheel 90 degrees to the right (radius two paces), march eight paces
No. 6	Mark time four beats, march four paces (arms at sides), march four regulated paces (arms at sides) to wheel 90 degrees to the right (radius two paces), march six paces

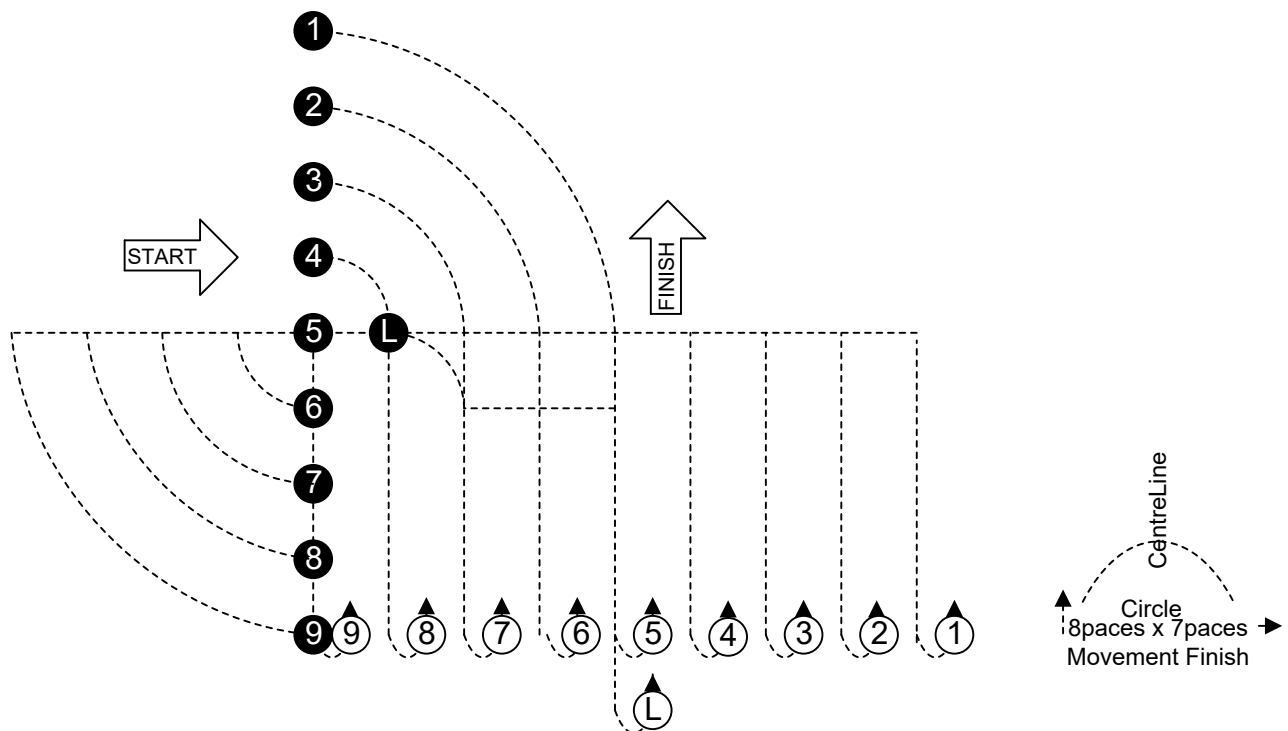
No. 7	Mark time eight beats, march four regulated paces (arms at sides) to wheel 90 degrees to the right (radius two paces), march six paces
No. 8	Mark time eight beats, march two paces (arms at sides), march four regulated paces (arms at sides) to wheel 90 degrees to the right (radius two paces), march four paces
No. 9	Mark time eight beats, march four paces (arms at sides), march four regulated paces (arms at sides) to wheel 90 degrees to the right (radius two paces), march two paces
Leader	March four regulated paces (arms at sides) to wheel 90 degrees to the right (radius two paces), mark time ten beats, march four paces
All Members	Mark time six beats turning evenly 90 degrees to the right, pause two beats, slow march ten paces (of approx. 61.2cm each, to finish 9 paces forward), commencing with the right foot on the left beat and step out
All Members	Including the step out pace with the RIGHT foot, march NINE paces will be taken to bring the Leader's RIGHT foot onto Disc 8.

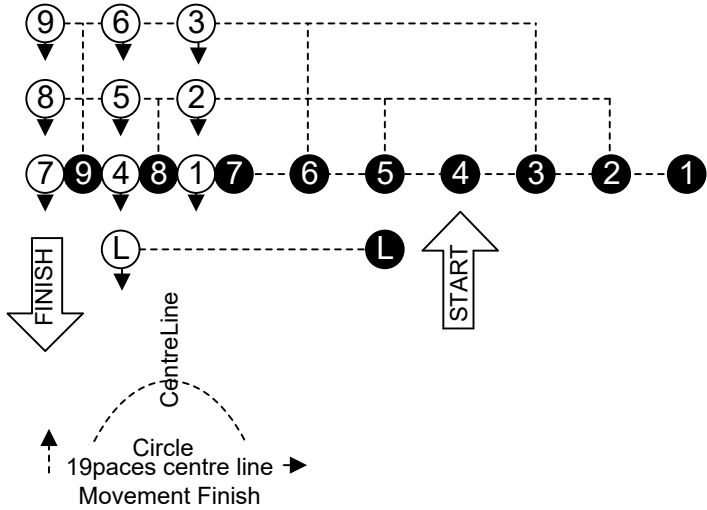


DISC 8: FIXED PIVOT IN LINE/RIGHT TURN/COUNTERMARCH (R) 42 beats

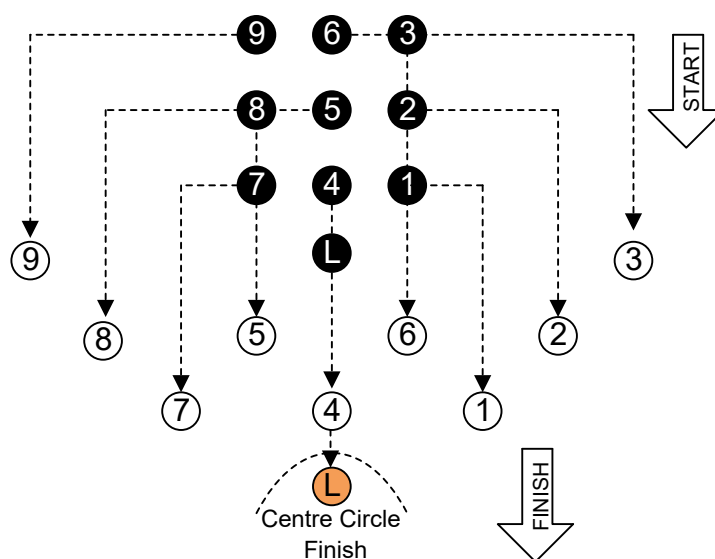
Leader	Halt, pause five beats, march thirteen regulated paces (arms at sides) to wheel 90 degrees to the right (radius two paces), mark time two beats, pivot 90 degrees to the left on the ball of the left foot and march four paces, halt, pause four beats, pivot 90 degrees to the right on the ball of the right foot and march eight paces
--------	--

Nos. 4/3/2/1	Halt, pause five beats, march thirteen regulated paces (arms at sides) to wheel 90 degrees to the right (maintaining distance from No.5 throughout), turning heads to No.5 on the completion of the first regulated pace, mark time two beats, turning heads to the new front on the completion of the final mark time beat, pivot 90 degrees to the left on the ball of the left foot and march eight paces, off-step right turn, march eight paces
No. 5	Halt, pause five beats, mark time thirteen beats turning evenly 90 degrees to the right, mark time two beats, pivot 90 degrees to the left on the ball of the left foot and march eight paces, off-step right turn, march eight paces
Nos. 6/7/8/9	Halt, pause one beat, pivot 90 degrees to the right on the ball of the left foot, pause one beat, pivot 90 degrees to the right on the ball of the left foot, pause one beat, march thirteen regulated paces (arms at sides) to wheel 90 degrees to the right, (maintaining distance from No.5 throughout), turning heads to No.5 on the completion of the first regulated pace, mark time two beats, turning heads to the new front on the completion of the final mark time beat, pivot 90 degrees to the right on the ball of the left foot and march eight paces, off-step right turn, march eight paces.
All Members	March four regulated paces (arms at sides) to wheel 180 degrees to the left (radius ½ pace) and step out
All Members	Including the step out pace with the LEFT foot, ELEVEN paces will be taken to bring the Leader's LEFT foot onto Disc 9.



DISC 9: REFORM TEAM (L) 21 beats	
No. 1	Left turn, march thirteen paces, mark time one beat
No. 2	March two paces, left turn, march eleven paces, mark time one beat
No. 3	March four paces, left turn, march nine paces, mark time one beat
No. 4	Left turn, march nine paces, mark time five beats
No. 5	March two paces, left turn, march seven paces, mark time five beats
No. 6	March four paces, left turn, march five paces, mark time five beats
No. 7	Left turn, march five paces, mark time nine beats
No. 8	March two paces, left turn, march three paces, mark time nine beats
No. 9	March four paces, left turn, march one paces, mark time nine beats
Leader	Mark time three beats, pivot 90 degrees to the left on the ball of the right foot and march seven paces, mark time five beats
All Members	Mark time six beats turning evenly 90 degrees to the left and step out
All Members	Including the step out pace with the LEFT foot, THIRTEEN paces will be taken to bring the Leader's LEFT foot onto Disc 10.
	
DISC 10: OPEN FORMATION (L) 21 beats	
All Members	Halt
No. 3	Take six side paces to the left
No. 2	Take four side paces to the left, pause four beats
No. 1	Take two side paces to the left, pause eight beats

No. 9	Take six side paces to the right
No. 8	Take four side paces to the right (commencing with the right foot on the left beat), pause four beats
No. 7	Take two side paces to the right (commencing with the right foot on the left beat), pause eight beats
No. 6	Take two side paces to the left, march two paces (arms at sides), halt, pause five beats
No. 5	Take two side paces to the right, (commencing with the right foot on the left beat), pause eight beats
Leader and No. 4	Pause twelve beats
All Members	March six paces, halt in the Position of Attention , pause one beat. (Leader is required to complete the Quickstep/Compliments/Movements phase in the middle of the circle).
All Members	Pause eight beats, saluting in unison on the third paused beat and dropping salute in unison on the sixth beat, left turn and march off the competition area



NOTES:

1. There will be no whistle signal to indicate the final halt.
2. The left turn executed to march off the competition area is optional but must not exceed four beats.
3. The team must march directly off the competition area and must not halt or disband until well clear of the side boundary.