

QUICKSTEP/COMPLIMENTS/MOVEMENTS

MASTERS GRADE

MOVEMENTS:

DISC	MOVEMENT	No. of Beats
Start	Quickstep / Compliments	28
1	Left Wheel	17
2	Special Left Turn	9
3	Left Fixed Pivot Wheel	26
4	Countermarch/Open Formation	27
5	Form Lines	10
6	Salute /Left Turns/Form Line	41
7	Open Formation /Right Turn	14
8	Reform Team	13
9	Right Turn Countermarch/Reverse Files	50
10	Right Wheel/Slow March	37

DISC MEASUREMENTS:

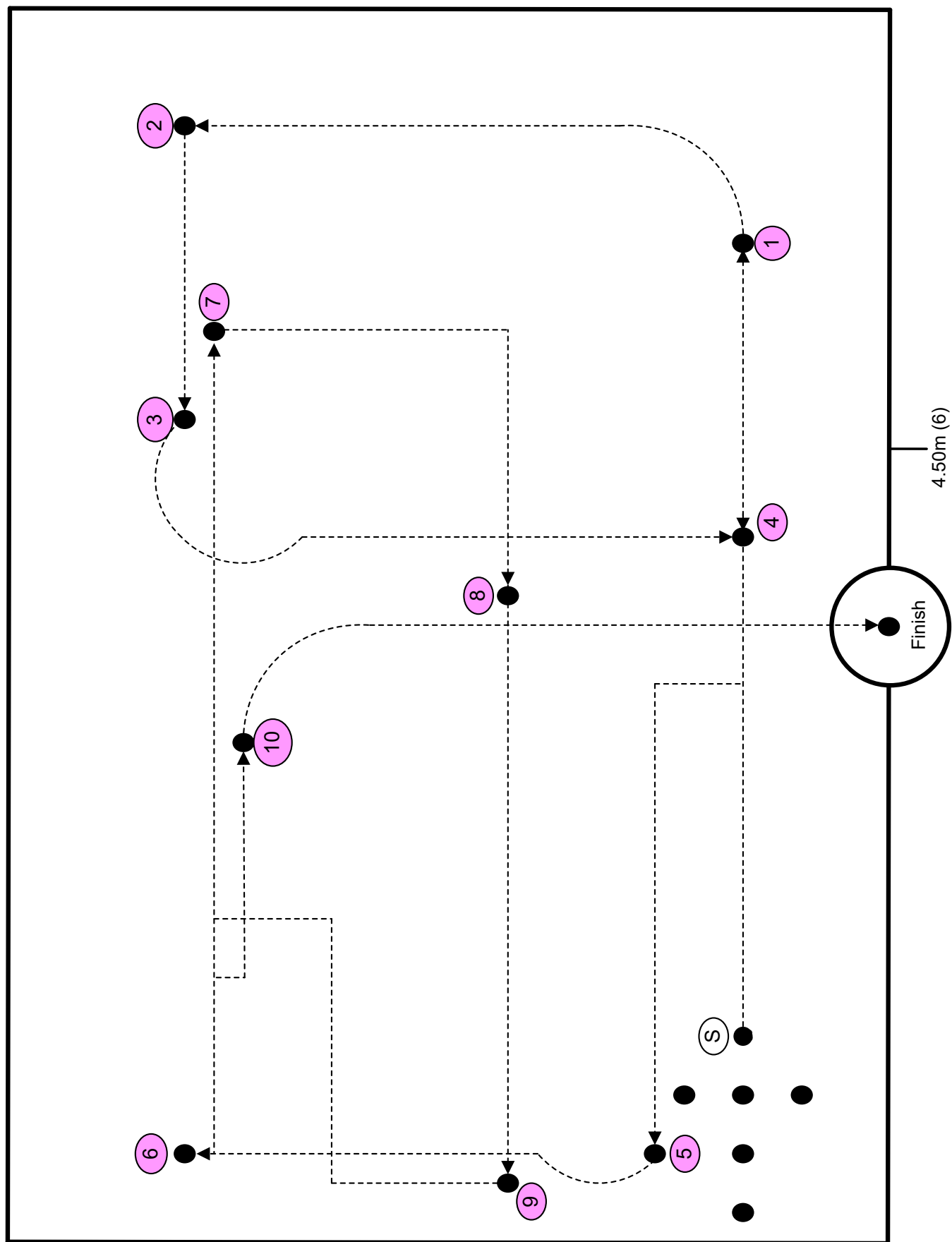
Disc	Left of Centre	No. of Paces	From Front Boundary	No. of Paces	Right of Centre	No. of Paces
Assembly	10.50m	14	24.75m	33		
Start	10.50m	14	3.75m	5		
1			3.75m	5	9.75	13
2			18.00m	24	12.75	17
3			18.00m	24	5.25m	7
4			3.75m	5	2.25m	3
5	13.50m	18	6.00m	8		
6	13.50m	18	18.00m	24		
7			17.25m	23	7.50m	10
8			9.75m	13	.75m	1
9	14.25m	19	9.75m	13		
10	3.00m	4	16.50m	22		

Note: The Assembly Position will be at the rear of the field at 10.50m (14) Left of Centre and 24.75m (33) from the front boundary line. However, if this measurement prevents the use of an indoor venue, the Assembly Disc may be repositioned to 18.00m (24) Left of Centre and 3.75m (5) from the front boundary line. The Assembly Position will be determined by the placement of the Review and Inspections.

Team will start on the Senior Start Discs (White) and move to Pink Discs thereafter

TIME: 3 minutes 8 seconds (approx.)

PLAN OF THE QUICKSTEP/COMPLIMENTS/MOVEMENTS

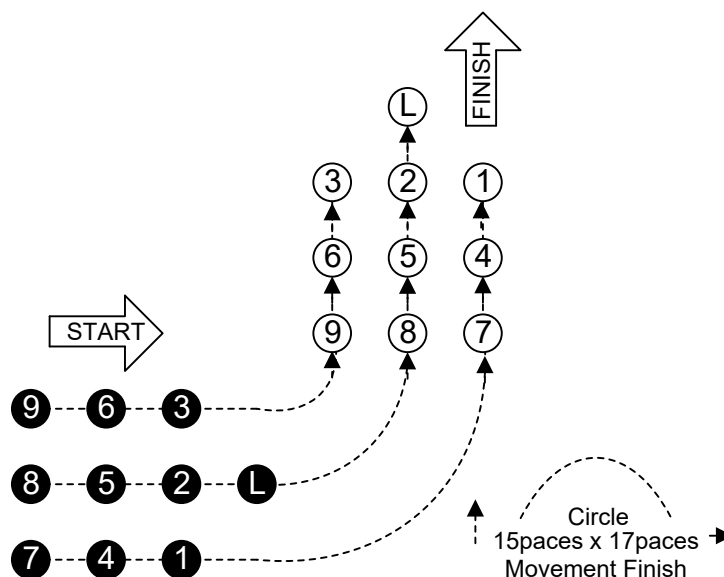


START: By the Centre Quick March

QUICKSTEP/COMPLIMENTS: 28 beats	
Leader	March ten paces, halt, pause three beats, saluting and turning head to the right on the completion of the second paused beat, march ten paces (left arm at side), halt, pause three beats, dropping the salute and turning head to the front on the completion of the second paused beat and step out.
No. 1	March ten paces, halt, pause three beats, march ten paces, halt, pause three beats and step out
Nos. 2/3/4/5/6/7/8/9	March ten paces, halt, pause three beats turning heads to the right in unison on the completion of the second paused beat, march ten paces, halt, pause three beats with team members turning heads to the front in unison on the completion of the second paused beat and step out.
All Members	Including the step out pace on the LEFT foot, march SEVEN paces (From the START, march TWENTY-SEVEN paces) to bring the Leader's LEFT foot onto Disc 1.

DISC 1: LEFT WHEEL (L) 17 beats	
All Members	Halt
Leader	March ten regulated paces (arms at sides) to wheel 90 degrees to the left (radius four paces), turning head to the left on completion of the first regulated pace, and turning head to the new front on the completion of the tenth regulated pace, march six paces and step out
No. 1/2/3	March two paces, march ten regulated paces (arms at sides) to wheel 90 degrees to the left (radius No. 1 six paces, No. 2 four paces, No. 3 two paces), turning heads on the completion of the first regulated pace, (No. 3 to the right, No. 1/2 to the left), and turning heads to the new front on the completion of the tenth regulated pace, march four paces and step out
No. 4/5/6	March four paces, march ten regulated paces (arms at sides) to wheel 90 degrees to the left (radius No. 4 six paces, No. 5 four paces, No. 6 two paces), turning heads on the completion of the first regulated pace, (No. 6 to the right, No. 4/5 to the left), and turning heads to the new front on the completion of the tenth regulated pace, march two paces and step out

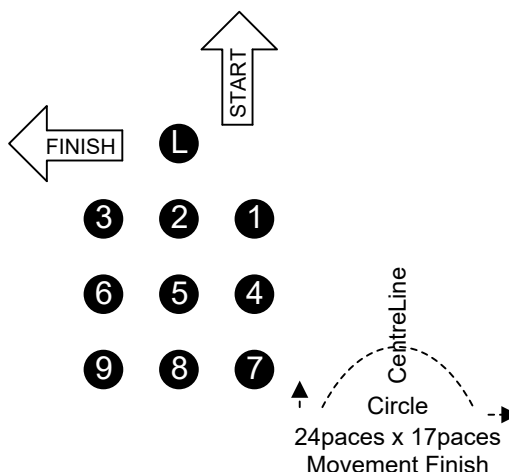
<p>No. 7/8/9</p>	<p>March six paces, march ten regulated paces (arms at sides) to wheel 90 degrees to the left (radius No. 7 six paces, No. 8 four paces, No. 9 two paces), turning heads on the completion of the first regulated pace, (No. 9 to the right, No. 7/8 to the left), and turning heads to the new front on the completion of the tenth regulated pace and step out</p>
<p>All Members</p>	<p>Including the step out pace with the LEFT foot, NINE paces will be taken to bring the Leader's LEFT foot onto Disc 2.</p>



DISC 2: SPECIAL LEFT TURN (L) 9 beats

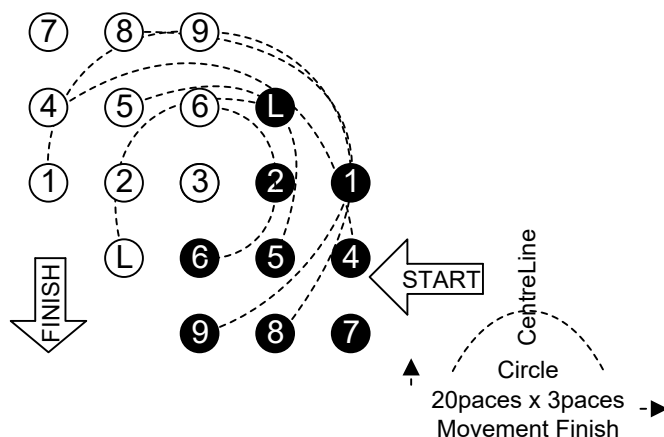
All Members	Halt
All Members	Special Left Turn (as detailed below)
Beat one (left)	Pivot 45 degrees to the left on the ball of the right foot and (at the same time) extend the left foot to the line of march (toe to ground)
Beat two (right)	Pause one beat
Beat three (left)	Raise the left foot to the mark time position and hesitate
Beat four (right)	Pause one beat
Beat five (left)	Lower the left foot to the stationery position and hesitate
Beat six (right)	Pause one beat

Beat seven (left)	Pivot 45 degrees to the left on the ball of the right foot and hesitate
Beat eight (right)	Pause one beat
All Members	Including the step-out pace with the LEFT foot, TEN paces will be taken to bring the Leader's RIGHT foot onto Disc 3.



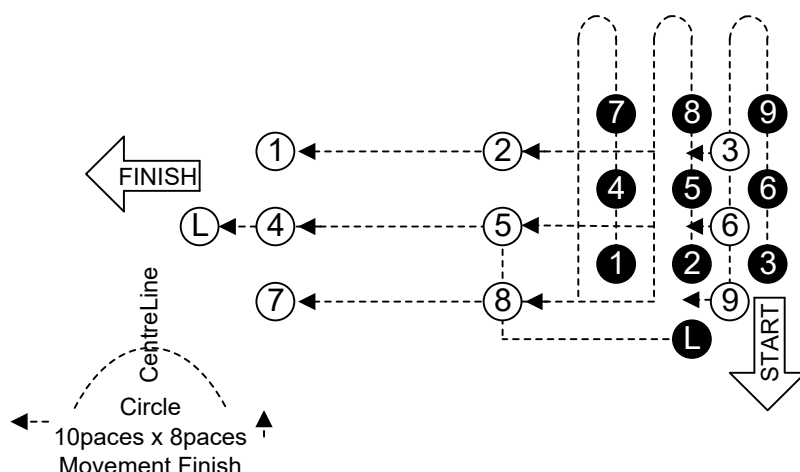
DISC 3: LEFT FIXED PIVOT WHEEL (R) 26 beats	
All Members	Halt, pause one beat, pivot 90 degrees to right on the ball of the left foot, pause one beat
No. 3	Mark time twenty beats turning evenly 180 degrees to the left, turning head to the right on the completion of the first mark time beat, mark time two beats turning head to the new front as the foot descends from the second mark time beat and step out
Nos. 2/1	March twenty regulated paces (arms at sides) to wheel 180 degrees to the left maintaining the same radius (No.1 four paces and No. 2 two paces) from the pivot throughout, turning heads to the left on completion of the first regulated pace, mark time two beats turning heads to the new front as the foot descends from the second mark time beat and step out
Leader and Nos. 4/5/6/7/8/9	Pivot on the ball of the left foot to align shoulders to No. 3 on the commencement of the first regulated pace, turning heads to No. 3 on the completion of the first regulated pace, march twenty regulated paces (arms at sides) to wheel 180 degrees to the left maintaining the same radius from the pivot throughout, mark time two beats pivoting on the ball of the left foot and turning heads to the new front as the foot descends from the second mark time beat and step out

All Members	Including the step-out pace with the LEFT foot, FIFTEEN paces will be taken to bring the Leader's LEFT foot onto Disc 4.
-------------	--



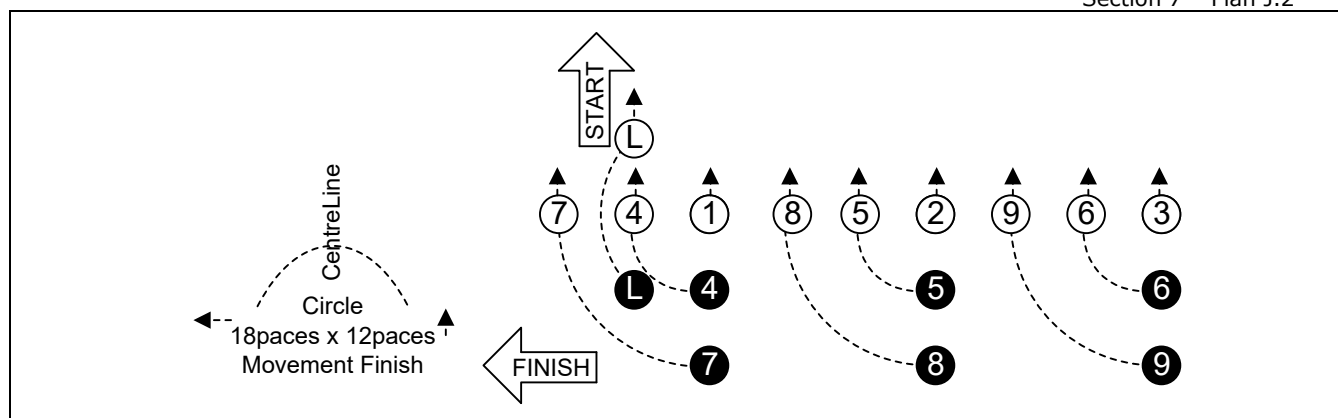
DISC 4: COUNTERMARCH/OPEN FORMATION (L) 27 beats	
All Members	Halt, pivot 90 degrees to the right on the ball of the left foot, pause one beat
Leader	March five paces, halt, pause one beat, pivot 90 degrees to the right on the ball of the left foot and march three paces, halt, pause three beats, pivot 90 degrees to the left on the ball of the right foot and march eight paces, mark time two beats and step out
Nos. 7/8/9	Pivot 90 degrees to the right on the ball of the right foot and march two paces, march four regulated paces (arms at sides) to wheel 180 degrees to the left (radius 1/2 pace), march seven paces
Nos. 4/5/6	Pivot 90 degrees to the right on the ball of the right foot and march four paces, march four regulated paces (arms at sides) to wheel 180 degrees to the left (radius 1/2 pace), march five paces
Nos. 1/2/3	Pivot 90 degrees to the right on the ball of the right foot and march six paces, march four regulated paces (arms at sides) to wheel 180 degrees to the left (radius 1/2 pace), march three paces
Nos. 1/4/7	Off-step right turn, march eight paces, mark time two beats and step out
Nos. 2/5/8	Off-step right turn, march four paces, mark time six beats and step out

Nos. 3/6/9	Halt, pivot 90 degrees to the right on the ball of the right foot and mark time ten beats and step out
All Members	Including the step out pace with the LEFT foot, EIGHT paces will be taken to bring the Leader's RIGHT foot onto Disc 5.



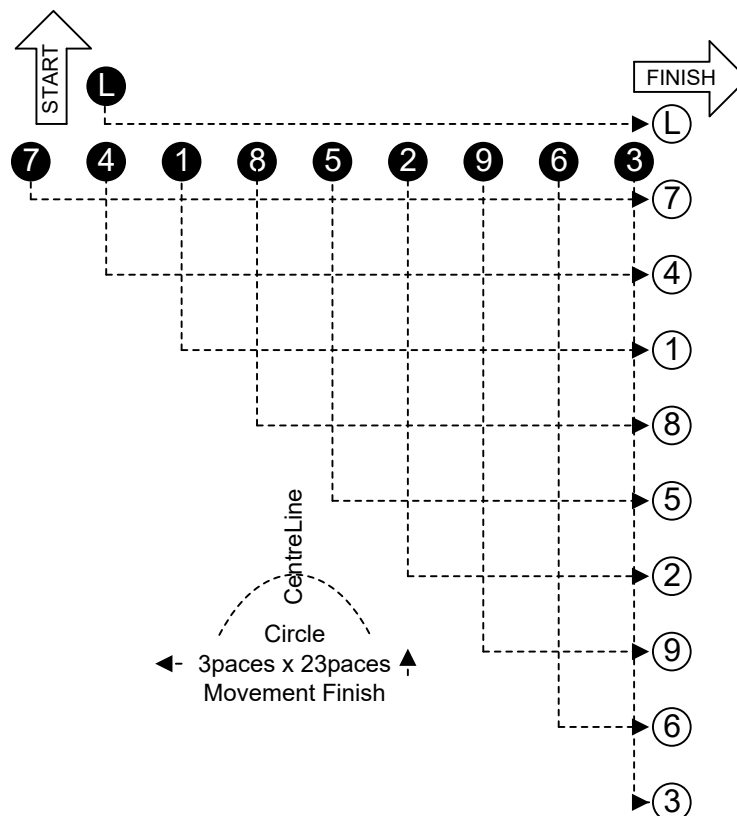
DISC 5: FORM LINES (R) 10 beats

All Members	Mark time two beats
Leader	March seven regulated paces (arms at sides), pivoting on the ball of the right foot to align shoulders to No.1 on the commencement of the first regulated pace, to wheel 90 degrees to the right maintaining the same radius from No.1 to finish two paces in front of No.4, mark time one beat, at the conclusion of the mark time beat pivot and step out to the new front
Nos. 1/2/3	Mark time eight beats turning evenly 90 degrees to the right and step out
Nos. 4/5/6	March seven regulated paces (arms at sides) to wheel 90 degrees to the right (radius two paces), mark time one beat and step out
Nos. 7/8/9	March seven regulated paces (arms at sides) to wheel 90 degrees to the right (radius four paces), mark time one beat and step out
All Members	Including the step out pace with the LEFT foot, TWELVE paces will be taken to bring the Leader's RIGHT foot onto Disc 6.

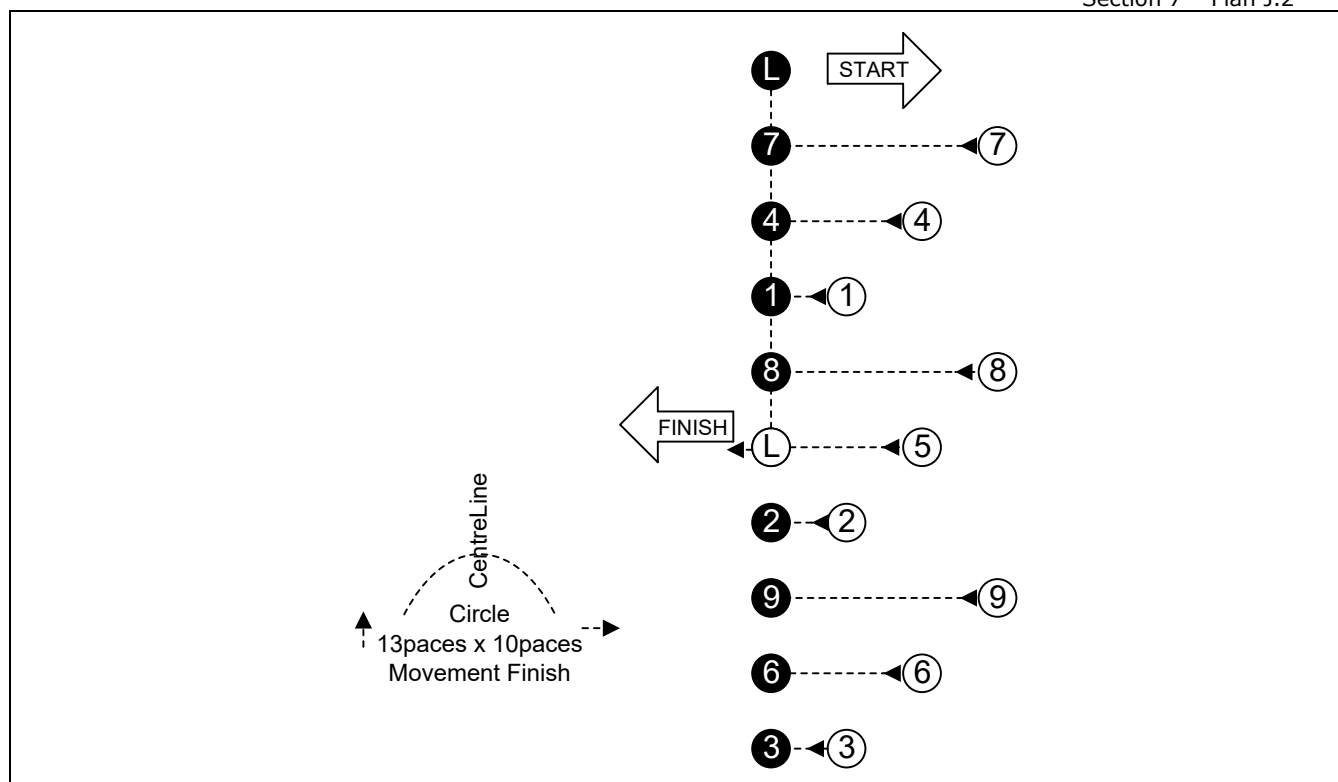


DISC 6: SALUTE/LEFT TURNS/FORM LINE (R) 41 beats

All Members	Mark time twelve beats turning evenly 180 degrees to the right, pause eight beats (saluting in unison on beat three and concluding salute on beat six)
Leader	March one pace, halt, pause two beats, pivot 90 degrees to the left on the ball of the right foot and march fifteen paces, mark time two beats and step out
No. 7	March one pace, left turn, march seventeen paces, mark time two beats and step out
No. 4	March three paces, left turn, march fifteen paces, mark time two beats and step out
No. 1	March five paces, left turn, march thirteen paces, mark time two beats and step out
No. 8	March seven paces, left turn, march eleven paces, mark time two beats and step out
No. 5	March nine paces, left turn, march nine paces, mark time two beats and step out
No. 2	March eleven paces, left turn, march seven paces, mark time two beats and step out
No. 9	March thirteen paces, left turn, march five paces, mark time two beats and step out
No. 6	March fifteen paces, left turn, march three paces, mark time two beats and step out
No. 3	March seventeen paces, left turn, march one pace, mark time two beats and step out
All Members	Including the step-out pace with the RIGHT foot, THIRTEEN paces will be taken to bring the Leader's RIGHT foot onto Disc 7.

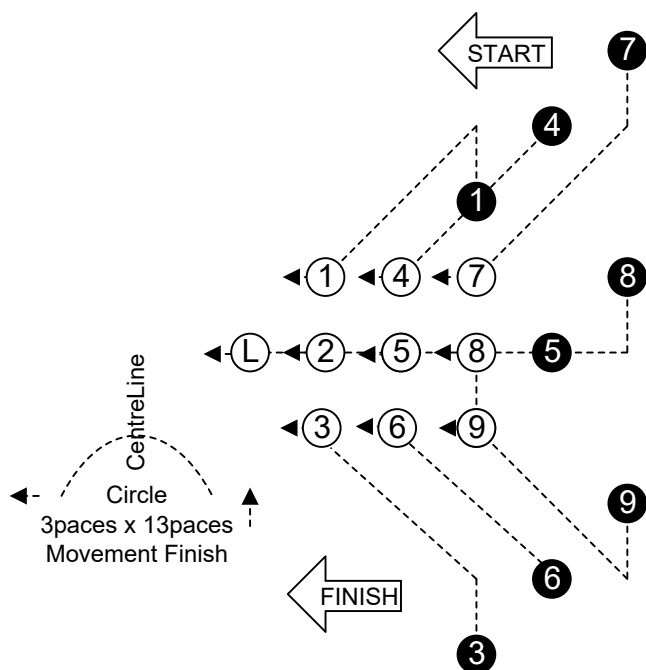


DISC 7: OPEN FORMATION/RIGHT TURN (R) 14 beats	
Leader	Right turn, march ten paces (arms at sides), halt
Nos. 1/2/3	March two paces (arms at sides), halt, pause three beats, mark time six beats turning evenly 90 degrees to the right
Nos. 4/5/6	March four paces (arms at sides), halt, pause one beat, mark time six beats turning evenly 90 degrees to the right
Nos. 7/8/9	March six paces (arms at sides), mark time six beats turning evenly 90 degrees to the right
All Members	Pivot 90 degrees to the right on the ball of the left foot, pause one beat and step out
All Members	Including the step-out pace with the LEFT foot, NINE paces will be taken to bring the Leader's LEFT foot onto Disc 8.



DISC 8: REFORM TEAM (L) 13 beats

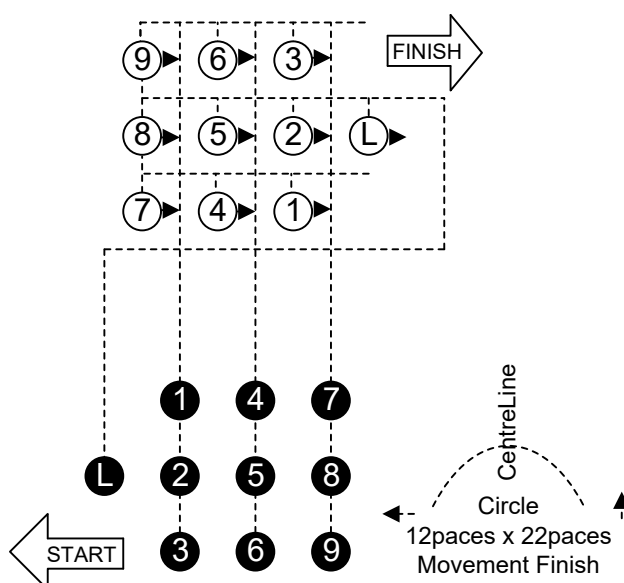
Leader and Nos. 4/5/6	Halt, pause four beats
Nos. 1/2/3	Halt, take two side paces to the right
Nos. 7/8/9	Halt, take two side paces to the left
Leader and Nos. 2/5/8	March four paces, halt, pause three beats and step out
Nos. 1/4/7	Pivot 45 degrees to the left on the ball of the right foot and march seven regulated paces, mark time one beat, pivot 45 degrees to the right on the ball of the right foot and step out
Nos. 3/6/9	Pivot 45 degree to the right on the ball of the right foot and march seven regulated paces, mark time one beat, pivot 45 degrees to the left on the ball of the right foot and step out
All Members	Including the step-out pace with the LEFT foot, SIXTEEN paces will be taken to bring the Leader's RIGHT foot onto Disc 9.



DISC 9: RIGHT TURN COUNTERMARCH/REVERSE FILES (R) 50 beats

Leader	Right turn, march six paces, halt, pivot 90 degrees to the right on the ball of the left foot, march nine paces (arms at sides), off step left turn, march four paces (arms at sides), halt, pivot 90 degrees to the right on the ball of the left foot
Nos. 1/4/7	Right turn, march six paces, take one side pace to right, pause nine beats, mark time six beats, pivot 90 degrees to the right on the ball of the left foot
Nos. 2/5/8	Right turn, march ten paces, take one side pace to the right, pause five beats, mark time six beats, pivot 90 degrees to the right on the ball of the left foot
Nos. 3/6/9	Right turn, march fourteen paces, take one side pace to the right, pause one beat, mark time six beats, pivot 90 degrees to the right on the ball of the left foot
All Members	Pivot 90 degrees to the right on the ball of the left foot
Leader	Take two side paces to the right, pause two beats, take two side paces to the right, pause two beats, take two side paces to the left, march one pace (arms at sides), halt
Nos 1/2/3	Take two side paces to the right, march one pace (arms at sides), halt, take two side paces to the left, pause two beats, take two side paces to the left, pause two beats

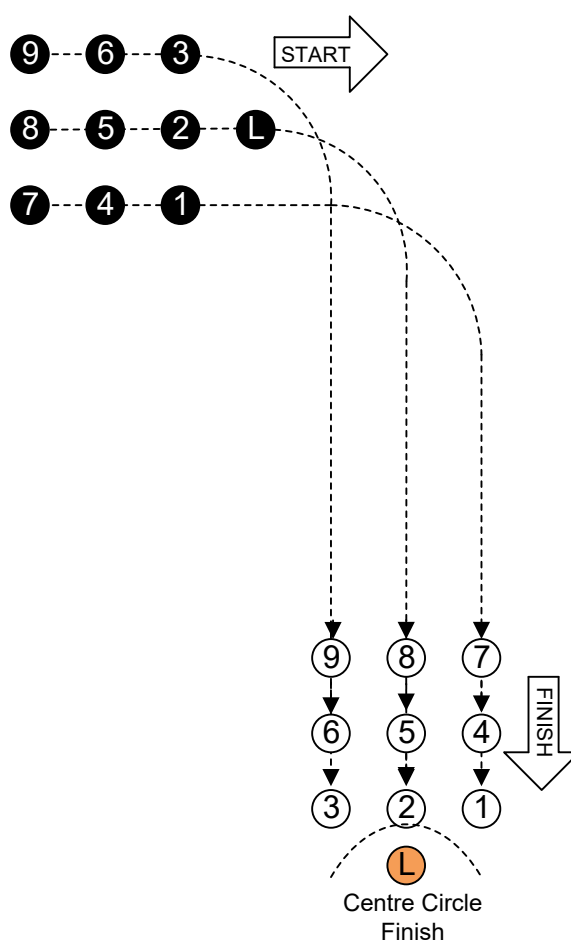
Nos 4/5/6	Take two side paces to the right, pause two beats, take two side paces to the right, pause two beats, take two side paces to the right, march one pace (arms at sides), halt, take two side paces to the left, pause two beats
Nos 7/8/9	Take two side paces to the right, pause two beats, take two side paces to the right, pause two beats, take two side paces to the right, march one pace (arms at sides), halt
All Members	Mark time six beats turning evenly 90 degrees to the left and step out
All Members	Including the step out pace with the LEFT foot, EIGHT paces will be taken to bring the Leader's RIGHT foot onto Disc 10.



DISC 10: RIGHT WHEEL/SLOW MARCH (R) 37 beats

Leader and No. 3	March ten regulated paces (arms at sides) to wheel 90° to the right (radius four paces), march eight paces (arms at sides)
Nos. 2/6	March two paces, march ten regulated paces (arms at sides) to wheel 90° to the right (radius four paces), march six paces (arms at sides)
Nos. 1/5/9	March four paces, march ten regulated paces (arms at sides) to wheel 90° to the right (radius four paces), march four paces (arms at sides)
Nos. 4/8	March six paces, march ten regulated paces (arms at sides) to wheel 90° to the right (radius four paces), march two paces (arms at sides)

Nos. 7	March eight paces, march ten regulated paces (arms at sides) to wheel 90° to the right (radius four paces)
All Members	March three paces, slow march eight paces (of approx. 65.5 cm each, to finish 7 paces forward), (commencing with the right foot on the left beat), halt in Position of Attention. (Leader is required to complete the Quickstep/Compliments/Movements phase in the middle of the circle)
All Members	Pause eight beats, saluting on the third paused beat and dropping salute on the sixth paused beat, turn to the left and march off the competition area.

**NOTES:**

1. There will be no whistle signal to indicate the final halt.
2. The left turn executed to march off the competition area is optional but must not exceed six beats.
3. The team must march directly off the competition area and must not halt or disband until well clear of the side boundary.