

## QUICKSTEP/COMPLIMENTS/MOVEMENTS MASTERS GRADE

### MOVEMENTS:

DISC	MOVEMENT	No. of Beats
Start	Quickstep / Compliments	28
1	Right Fixed Pivot Wheel	29
2	Incline	9
3	Countermarch/Open Formation	25
4	Form Lines	10
5	Left Turns/Form Line	33
6	Salute/Special Turn	26
7	Reform Team	13
8	180 Degree Fixed Pivot Wheel	23
9	Right Wheel/Slow March	46

**DISC MEASUREMENTS:**

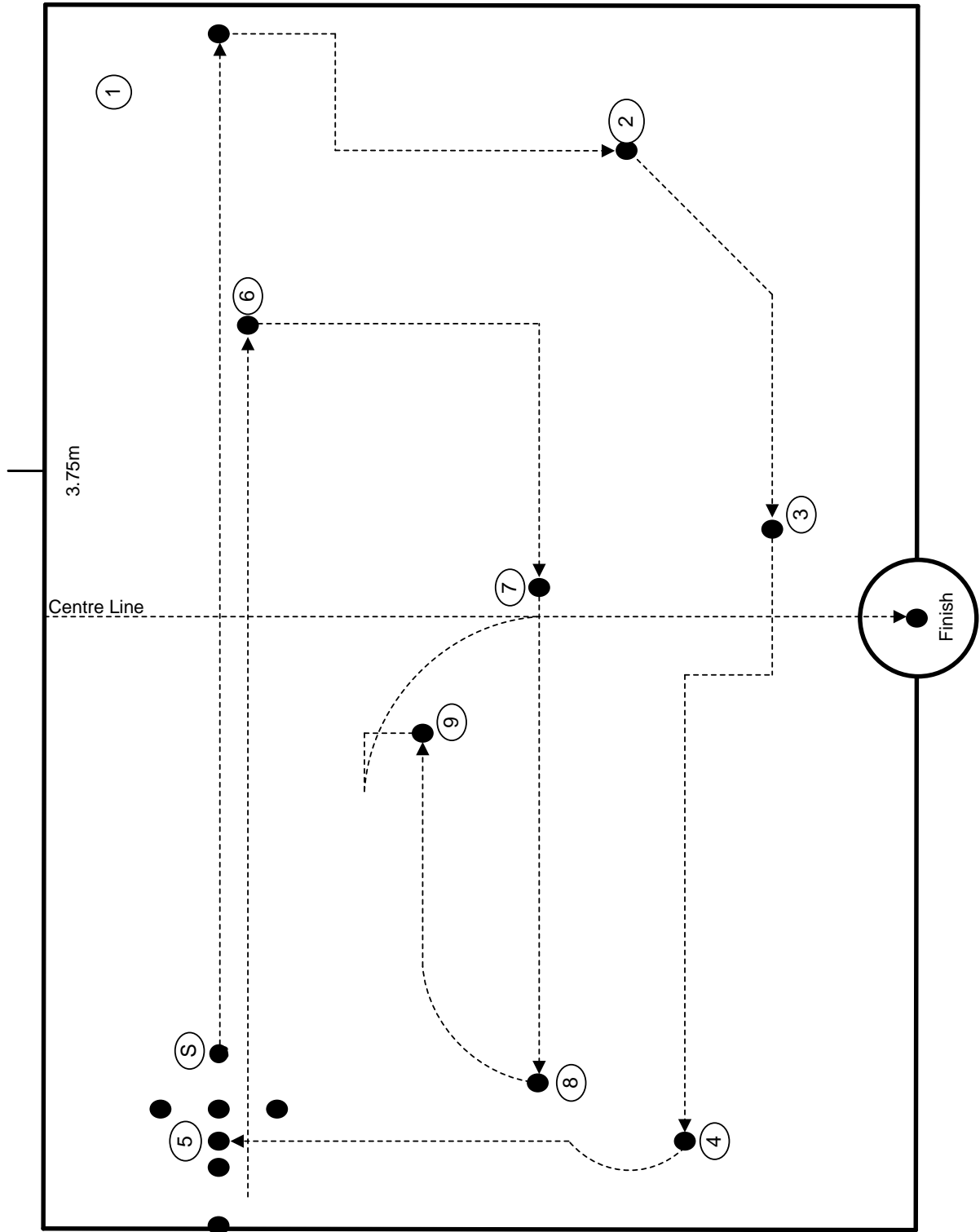
<b>Disc</b>	<b>Left of Centre</b>	<b>No. of Paces</b>	<b>From Front Boundary</b>	<b>No. of Paces</b>	<b>Right of Centre</b>	<b>No. of Paces</b>
Assembly	19.50m	26	18.00m	24		
Start	11.25m	15	18.00m	24		
1			18.00m	24	15.00m	20
2			7.50m	10	12.00m	16
3			3.75m	5	2.25m	3
4	13.50m	18	6.00m	8		
5	13.50m	18	18.00m	24		
6			17.25m	23	7.50m	10
7			9.75m	13	.75m	1
8	12.00m	16	9.75m	13		
9	3.00m	4	12.75m	17		

Note: The Assembly Position will be 19.50m, Left of Centre, unless this measurement precludes the use of an indoor venue in which case the Assembly Disc can be moved toward the side boundary at 18.00m or 16.50m.

TIME:

**2 minutes 46 seconds (approx.)**

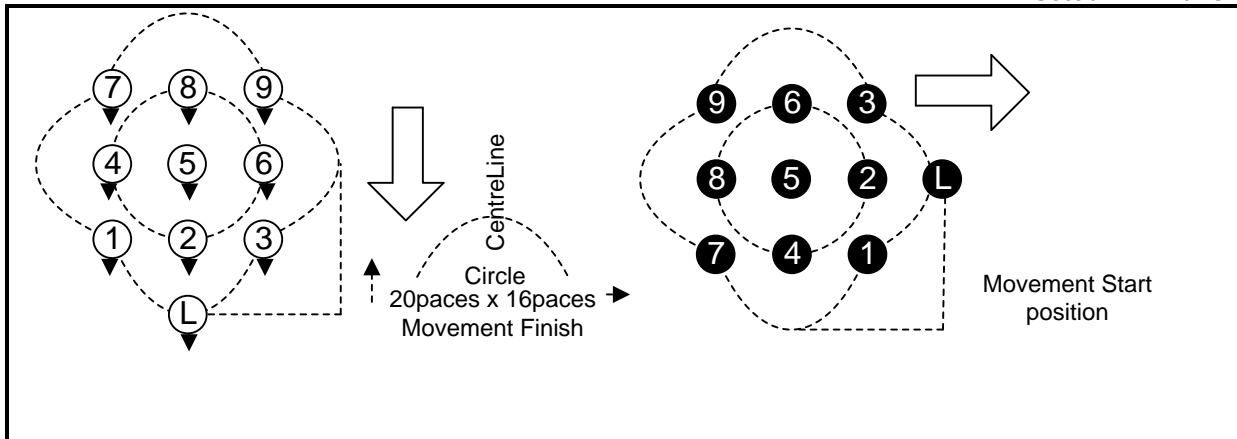
**PLAN OF THE QUICKSTEP/COMPLIMENTS/MOVEMENTS PHASE:**



**START: By the Centre Quick March**

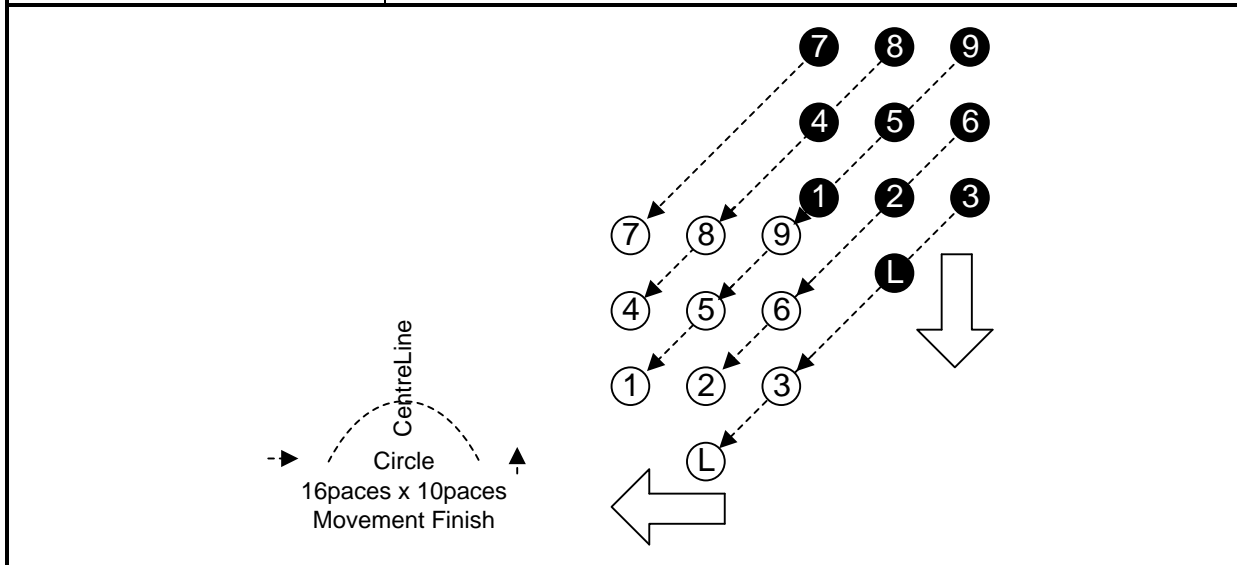
<b>QUICKSTEP/COMPLIMENTS:</b>	
All Members	<p>March ten paces, halt, pause three beats with the Leader saluting and team members, except No. 1, turning heads to the right in unison during the second paused beat, march ten paces (to complete the 20-pace quickstep course), halt, pause three beats with team members turning heads to the front and the Leader dropping the salute in unison during the second paused beat, march fifteen paces to Disc 1.</p> <p>From the START, including the step-out pace with the LEFT foot, THIRTY-FIVE paces will be taken to bring the Leader’s LEFT foot onto Disc 1.</p>
<b>DISC 1 – 90 DEGREE FIXED PIVOT WHEEL</b>	
All Members	Halt
Leader	<p>Mark time eight beats turning evenly 90 degrees to the right, march four paces (arms at sides), halt, pause one beat, pivot 90 degrees to the right on the ball of the left foot, pause one beat, march four paces (arms at sides), halt, pause three beats, mark time four beats turning evenly 90 degrees to left and step out</p>
No.1	<p>Mark time eight beats turning evenly 90 degrees to the right, march eight regulated paces (arms at sides) to wheel 180 degrees to the right (radius two paces), halt, pause seven beats, mark time four beats turning evenly 90 degrees to the right, pivot 90 degrees to the right on the ball of the right foot and step out</p>
No.2	<p>Mark time eight beats turning evenly 90 degrees to the left, march eight regulated paces (arms at sides) to wheel 90 degrees to the left (maintaining distance from No.5 throughout), march eight regulated paces (arms at sides) to wheel 180 degrees to the left, mark time four beats turning evenly 90 degrees to the right and step out</p>
No.3	<p>Mark time eight beats, march eight regulated paces (arms at sides) to wheel 180 degrees to the right (radius two paces), halt, pause seven beats, mark time four beats, pivot 90 degrees to the left on the ball of the right foot and step out</p>
No.4	<p>Mark time eight beats, march eight regulated paces (arms at sides) to wheel 90 degrees to the left (maintaining distance from No.5 throughout), march</p>

	eight regulated paces (arms at sides) to wheel 180 degrees to the left, mark time four beats turning evenly 90 degrees to the left, pivot 90 degrees to the right on the ball of the right foot and step out
No.5	Mark time eight beats, mark time eight beats turning evenly 180 degrees to the left, pause eight beats, mark time four beats turning evenly 90 degrees to the left and step out
No.6	Mark time eight beats turning evenly 180 degrees to the left, march eight regulated paces (arms at sides) to wheel 90 degrees to the left (maintaining distance from No.5 throughout), march eight regulated paces (arms at sides) to wheel 180 degrees to the left, mark time four beats turning evenly 90 degrees to the left, pivot 90 degrees to the left on the ball of the right foot and step out
No.7	Mark time eight beats turning evenly 180 degrees to the left, march eight regulated paces (arms at sides) to wheel 180 degrees to the right (radius two paces), halt, pause seven beats, mark time four beats, pivot 90 degrees to the right on the ball of the right foot and step out
No.8	Mark time eight beats turning evenly 90 degrees to the right, march eight regulated paces (arms at sides) to wheel 90 degrees to the left, (maintaining distance from No.5 throughout), march eight regulated paces (arms at sides) to wheel 180 degrees to the left, mark time four beats turning evenly 90 degrees to the left and step out
No.9	Mark time eight beats turning evenly 90 degrees to the left, march eight regulated paces (arms at sides) to wheel 180 degrees to the right (radius two paces), halt, pause seven beats, mark time four beats turning evenly 90 degrees to the right, pivot 90 degrees to the left on the ball of the right foot and step out
All Members	Including the step-out pace with the LEFT foot, TEN paces will be taken to bring the Leader’s RIGHT foot onto Disc 2.



**DISC 2 – INCLINE**

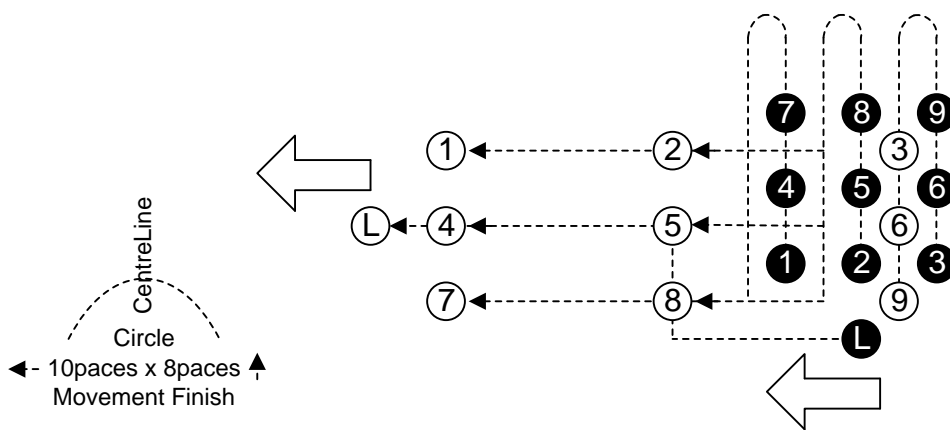
All Members	45 degree right turn, march seven paces (to finish 5 x 5 of Disc 2), 45 degree right turn and step out
All Members	Including the step-out pace with the RIGHT foot, EIGHT paces will be taken to bring the Leader's LEFT foot onto Disc 3.



**DISC 3 – COUNTERMARCH/OPEN FORMATION**

Leader	Halt, march five paces, halt, pause one beat, pivot 90 degrees to the right on the ball of the left foot and march three paces, halt, pause three beats, pivot 90 degrees to the left on the ball of the right foot and march eight paces, mark time two beats and step out
Nos. 7/8/9	Off-step right turn, march two paces, march four regulated paces (arms at sides) to wheel 180 degrees to the left (radius 1/2 pace), march seven paces
Nos. 4/5/6	Off-step right turn, march four paces, march four regulated paces (arms at sides) to wheel 180 degrees to the left (radius 1/2 pace), march five paces

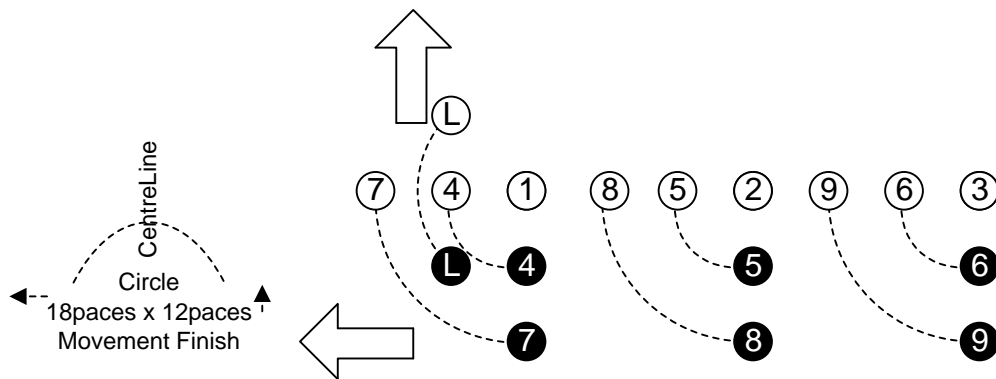
Nos. 1/2/3	Off-step right turn, march six paces, march four regulated paces (arms at sides) to wheel 180 degrees to the left (radius ½ pace), march three paces
Nos. 1/4/7	Off-step right turn, march eight paces, mark time two beats and step out
Nos. 2/5/8	Off-step right turn, march four paces, mark time six beats and step out
Nos. 3/6/9	Halt, pivot 90 degrees to the right on the ball of the right foot and mark time ten beats and step out
All Members	Including the step out pace with the LEFT foot, EIGHT paces will be taken to bring the Leader’s RIGHT foot onto Disc 4.



**DISC 4 – FORM LINES**

All Members	Mark time two beats
Leader	March seven regulated paces (arms at sides), pivoting on the ball of the right foot to align shoulders to No.1 on the commencement of the first regulated pace, to wheel 90 degrees to the right maintaining the same radius from No.1 to finish two paces in front of No.4, mark time one beat, <b>at the conclusion of the mark time beat pivot and step out to the new front</b>
Nos. 1/2/3	Mark time eight beats turning evenly 90 degrees to the right and step out
Nos. 4/5/6	March seven regulated paces (arms at sides) to wheel 90 degrees to the right (radius two paces), mark time one beat and step out
Nos. 7/8/9	March seven regulated paces (arms at sides) to wheel 90 degrees to the right (radius four paces), mark time one beat and step out

All Members	Including the step out pace with the LEFT foot, TWELVE paces will be taken to bring the Leader's RIGHT foot onto Disc 5.
-------------	--

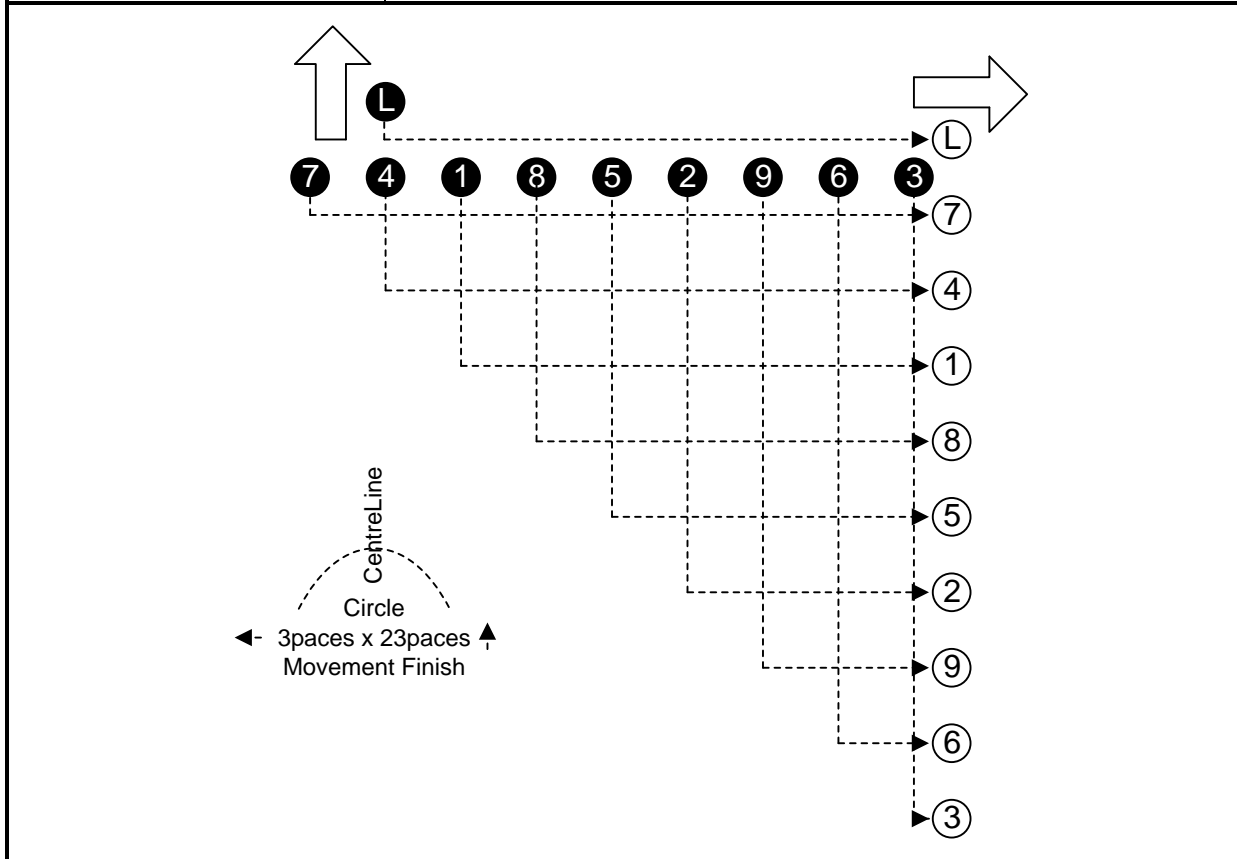


**DISC 5 – LEFT TURNS/FORM LINE**

All Members	Mark time twelve beats turning evenly 180 degrees to the right
Leader	March one pace, halt, pause two beats, pivot 90 degrees to the left on the ball of the right foot and march fifteen paces, mark time two beats and step out
No. 7	March one pace, left turn, march seventeen paces, mark time two beats and step out
No. 4	March three paces, left turn, march fifteen paces, mark time two beats and step out
No. 1	March five paces, left turn, march thirteen paces, mark time two beats and step out
No. 8	March seven paces, left turn, march eleven paces, mark time two beats and step out
No. 5	March nine paces, left turn, march nine paces, mark time two beats and step out
No. 2	March eleven paces, left turn, march seven paces, mark time two beats and step out
No. 9	March thirteen paces, left turn, march five paces, mark time two beats and step out
No. 6	March fifteen paces, left turn, march three paces, mark time two beats and step out
No. 3	March seventeen paces, left turn, march one pace, mark time two beats and step out



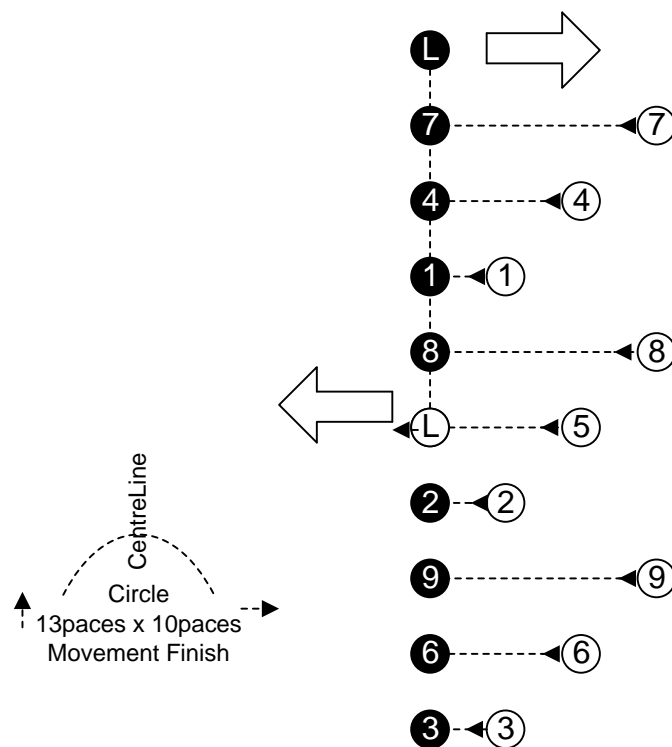
All Members	Including the step-out pace with the RIGHT foot, THIRTEEN paces will be taken to bring the Leader’s RIGHT foot onto Disc 6.
-------------	---



**DISC 6 – SALUTE/SPECIAL TURN**

Leader	Right turn, march ten paces (5 paces swinging, 5 paces arms at sides), halt
Nos. 1/2/3	March two paces, halt, pause three beats, mark time six beats turning evenly 90 degrees to the right
Nos. 4/5/6	March four paces, halt, pause one beat, mark time six beats turning evenly 90 degrees to the right
Nos. 7/8/9	March six paces, mark time six beats turning evenly 90 degrees to the right
All Members	Pause six beats, raising the salute on beat one and dropping on beat four
All Members	Special right turn (as detailed below)
Beat one (left)	Pivot 45 degrees to the right on the ball of the left foot and (at the same time) extend the right foot to the line of march (toe to ground)
Beat two (right)	Pause one beat

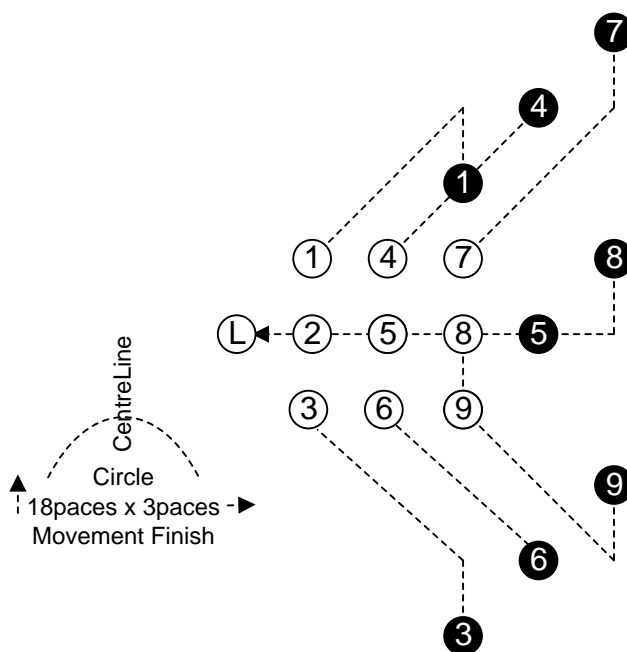
Beat three (left)	Raise the right foot to the mark time position and hesitate
Beat four (right)	Pause one beat
Beat five (left)	Lower the right foot to the stationery position and hesitate
Beat six (right)	Pause one beat
Beat seven (left)	Pivot 45 degrees to the right on the ball of the left foot and hesitate
Beat eight (right)	Pause one beat
All Members	Including the step-out pace with the LEFT foot, NINE paces will be taken to bring the Leader’s LEFT foot onto Disc 7.



**DISC 7 – REFORM TEAM**

Leader and Nos. 4/5/6	Halt, pause four beats
Nos. 1/2/3	Halt, take two side paces to the right
Nos. 7/8/9	Halt, take two side paces to the left

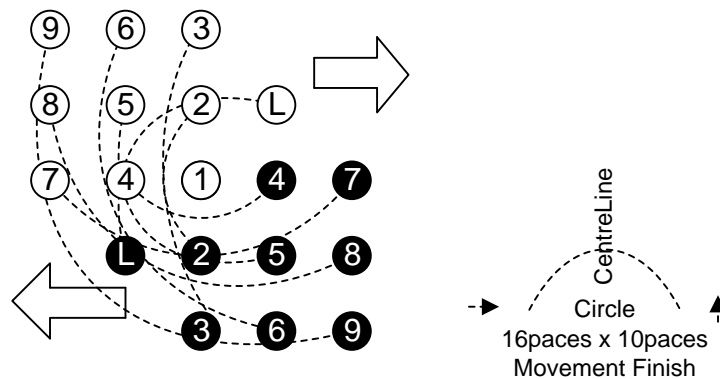
Leader and Nos. 2/5/8	March four paces, halt, pause three beats and step out
Nos. 1/4/7	Pivot 45 degrees to the left on the ball of the right foot and march seven regulated paces, mark time one beat, pivot 45 degrees to the right on the ball of the right foot and step out
Nos. 3/6/9	Pivot 45 degree to the right on the ball of the right foot and march seven regulated paces, mark time one beat, pivot 45 degrees to the left on the ball of the right foot and step out
All Members	Including the step-out pace with the LEFT foot, THIRTEEN paces will be taken to bring the Leader's LEFT foot onto Disc 8.



**DISC 8 – 180 DEGREE FIXED PIVOT WHEEL**

All Members	Halt
No. 1	Mark time twenty beats turning evenly 180 degrees to the right, turning head to the left on the completion of the first mark time beat, mark time two beats turning head to the new front as the foot descends from the second mark time beat
Nos. 2/3	March twenty regulated paces (arms at sides) to wheel 180 degrees to the right maintaining the same radius (No.3 four paces and No. 2 two paces) from the pivot throughout, turning heads to the right on completion of the first regulated pace, mark time two beats turning heads to the new front as the foot descends from the second mark time beat

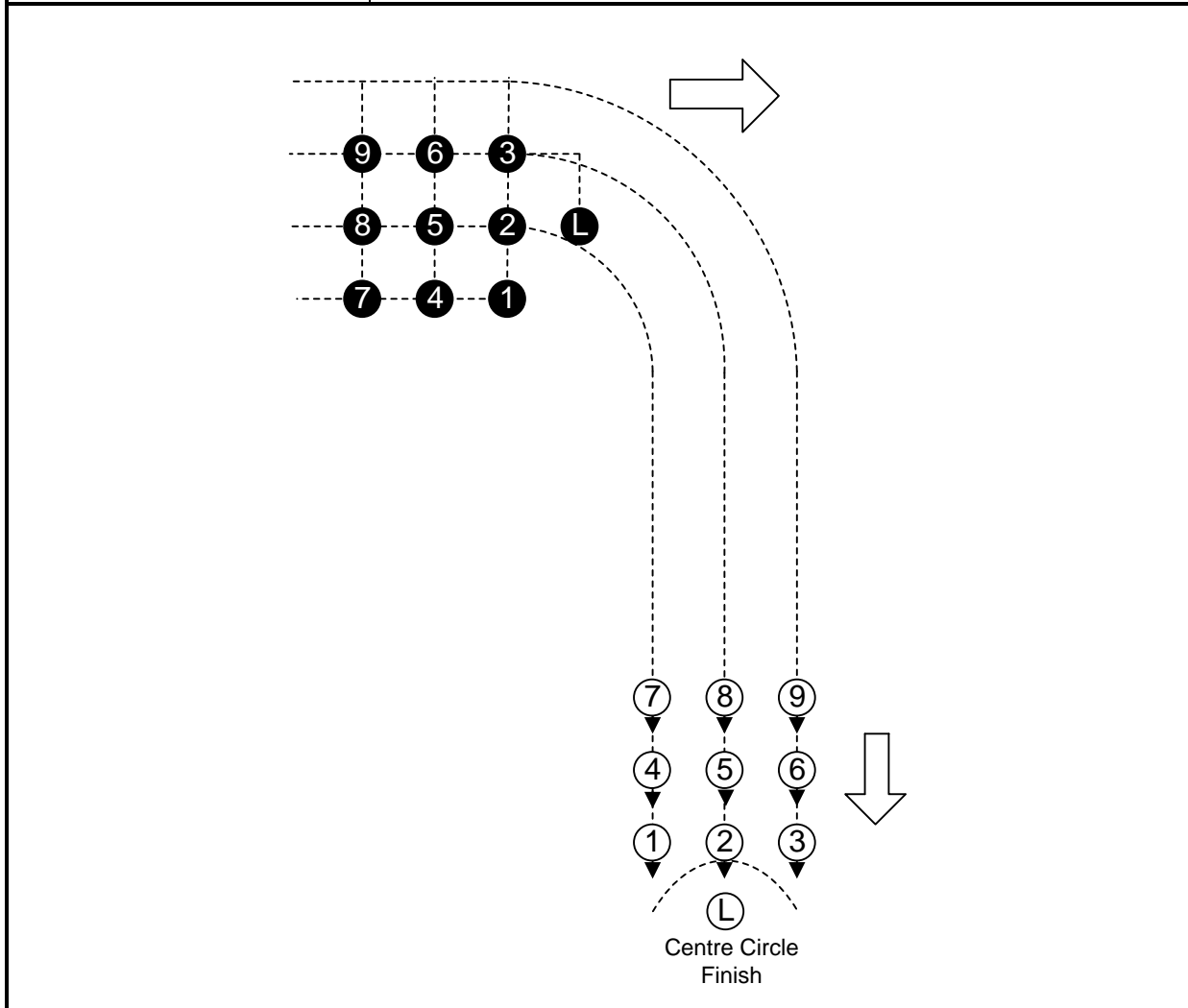
<p>Leader and Nos. 4/5/6/7/8/9</p>	<p>Pivot on the ball of the right foot to align shoulders to No. 1 on the commencement of the first regulated pace, turning heads right to No. 1 on the completion of the first regulated pace, march twenty regulated paces (arms at sides) to wheel 180 degrees to the right maintaining the same radius from the pivot throughout, mark time two beats pivoting on the ball of the left foot and turning heads to the new front as the foot descends from the second mark time beat.</p>
<p>All Members</p>	<p>Including the step-out pace with the LEFT foot, EIGHT paces will be taken to bring the Leader's RIGHT foot onto Disc 9.</p>



**DISC 9 – RIGHT WHEEL/SLOW MARCH**

<p>All Members</p>	<p>Take two side paces to the left, pivot 90 degrees to the right and take two side paces to the right, pivot 90 degrees to the left on the ball of the right foot and</p>
<p>Leader</p>	<p>March fourteen regulated paces to wheel 90 degrees to the right (radius six paces) turning head to the right on the completion of the first regulated pace and turning head to the new front on the completion of the last regulated pace, march six paces, halt</p>
<p>Nos. 1/2/3</p>	<p>March two paces, march fourteen regulated paces to wheel 90 degrees to the right (No.1 radius four paces, No.2 radius six paces, No.3 radius eight paces) turning head to the right on the completion of the first regulated pace and turning head to the new front on the completion of the last regulated pace, march four paces, halt</p>

Nos. 4/5/6	March four paces, march fourteen regulated paces to wheel 90 degrees to the right (No.4 radius four paces, No.5 radius six paces, No.6 radius eight paces) turning head to the right on the completion of the first regulated pace and turning head to the new front on the completion of the last regulated pace, march two paces, halt
Nos. 7/8/9	March six paces, march fourteen regulated paces to wheel 90 degrees to the right (No.7 radius four paces, No.8 radius six paces, No.9 radius eight paces) turning head to the right on the completion of the first regulated pace and turning head to the new front on the completion of the last regulated pace, halt
All Members	Slow march eight paces (of approx. 65.5 cm each, to finish 7 paces forward), (commencing with the right foot on the left beat), halt at position of attention
All Members	Pause eight beats, saluting on the third paused beat and dropping salute on the sixth paused beat, turn to the left and march off the competition area.



**NOTES:**

1. There will be no whistle signal to indicate the final halt.
2. The left turn executed to march off the competition area is optional, but must not exceed six beats.
3. The team must march directly off the competition area and must not halt or disband until well clear of the side boundary.