

QUICKSTEP / COMPLIMENTS / MOVEMENTS**UNDER 16 GRADE**

DISC	MOVEMENT
Start	Quickstep / Compliments
1	Section Wheels
2	Reform Team to Slow March
3	About Turn Countermarch to Open Formation
4	Form Line/Countermarch In Line
5	Salute/Reform Team
6	Right Turn Countermarch
7	Form Line
8	Split Line/Special Turn/Reform Team
9	Left Fixed Pivot Wheel
10	Left Form
11	Form V

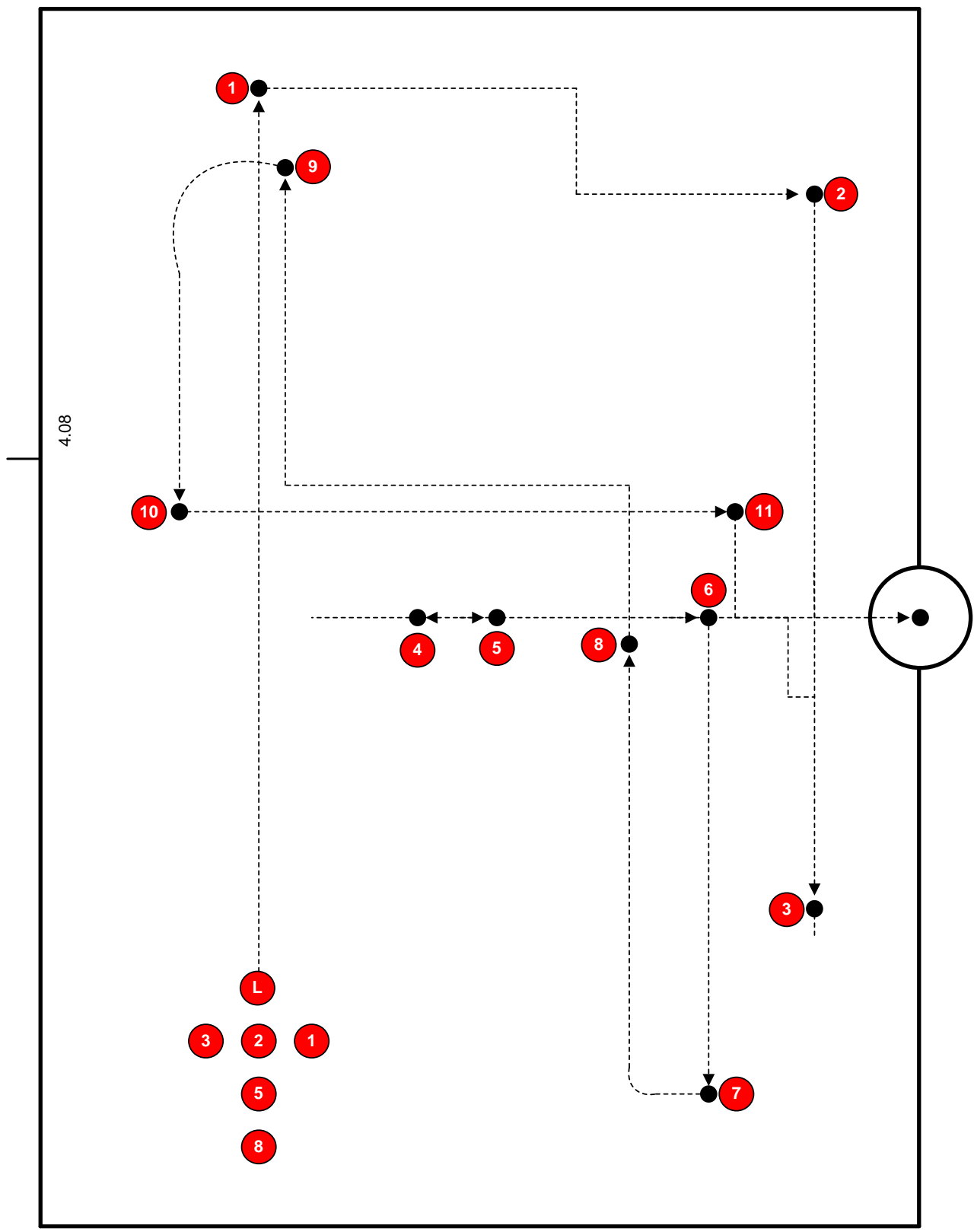
DISC MEASUREMENTS:

Disc	Left of Centre	From Front Boundary	Right of Centre
Assembly	19.72 m	17.00 m	
Start	9.52 m	17.00 m	
1		17.00 m	13.60 m
2		2.72 m	10.88 m
3	7.48 m	2.72 m	
4		12.92 m	
5		10.88 m	
6		5.44 m	
7	12.24 m	5.44 m	
8	0.68 m	7.48 m	
9		16.32 m	11.56 m
10		19.04 m	2.72 m
11		4.76 m	2.72 m

Note: The Assembly Position will be 19.72m, Left of Centre, unless this measurement precludes the use of an indoor venue in which case the Assembly Disc can be moved toward the side boundary at 18.36m or 17.00m.

TIME:

3 minutes 42 seconds (approx.)



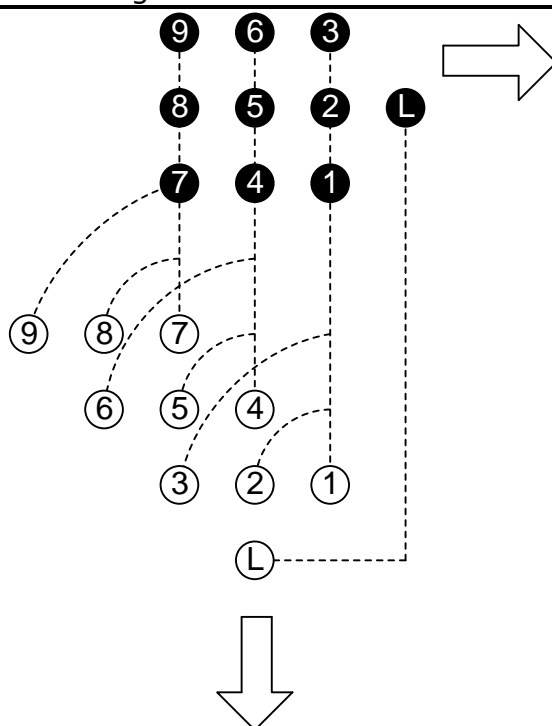
START: By the Centre Quick March

QUICKSTEP/COMPLIMENTS:

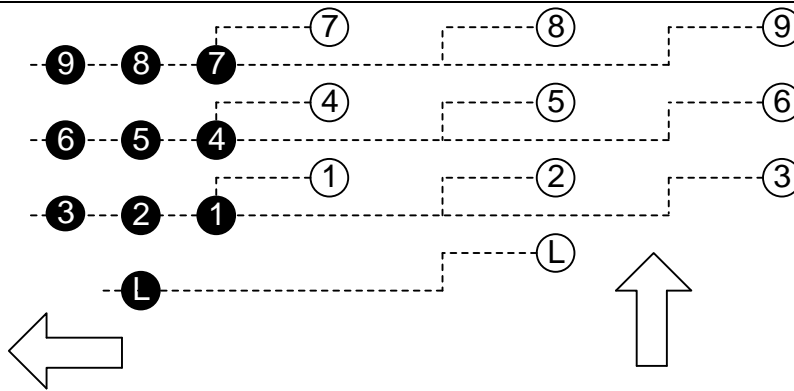
All Members	March 10 paces, mark time two beats with the Leader saluting and team members (except No. 1) turning heads to the right in unison during the second beat of mark time, march 10 paces (to complete the Quickstep course), mark time two beats with team members turning heads to the front and the Leader dropping the salute in unison during the second mark time and step out. Including the step out pace on the LEFT foot, FOURTEEN paces will be taken to bring the Leader's RIGHT foot onto Disc 1.
-------------	--

DISC 1 - SECTION WHEELS:

Leader and Nos. 1/2/3	Right turn, march eight paces, mark time three beats pivoting 90 degrees to the right as the foot descends from the third mark time beat
Nos. 4/5/6	Right turn, march six paces, mark time five beats pivoting 90 degrees to the right as the foot descends from the fifth mark time beat
Nos. 7/8/9	Right turn, march four paces, mark time seven beats, pivoting 90 degrees to the right as the foot descends from the seventh mark time beat
Leader	Pivot 90 degrees to the left on the ball of the right foot and march four paces, right turn, march four paces, left turn and step out
Nos. 1/4/7	Mark time eight beats turning evenly 90 degrees to the left, mark time two beats and step out
Nos. 2/5/8	March eight regulated paces (arms at sides) to wheel 90 degrees to the left (two pace radius), mark time two beats and step out
Nos. 3/6/9	March eight regulated paces (arms at sides) to wheel 90 degrees to the left (four pace radius), mark time two beats and step out
All Members	Including the step out pace on the LEFT foot, NINE paces will be taken to bring the Leader's LEFT foot onto Disc 2.

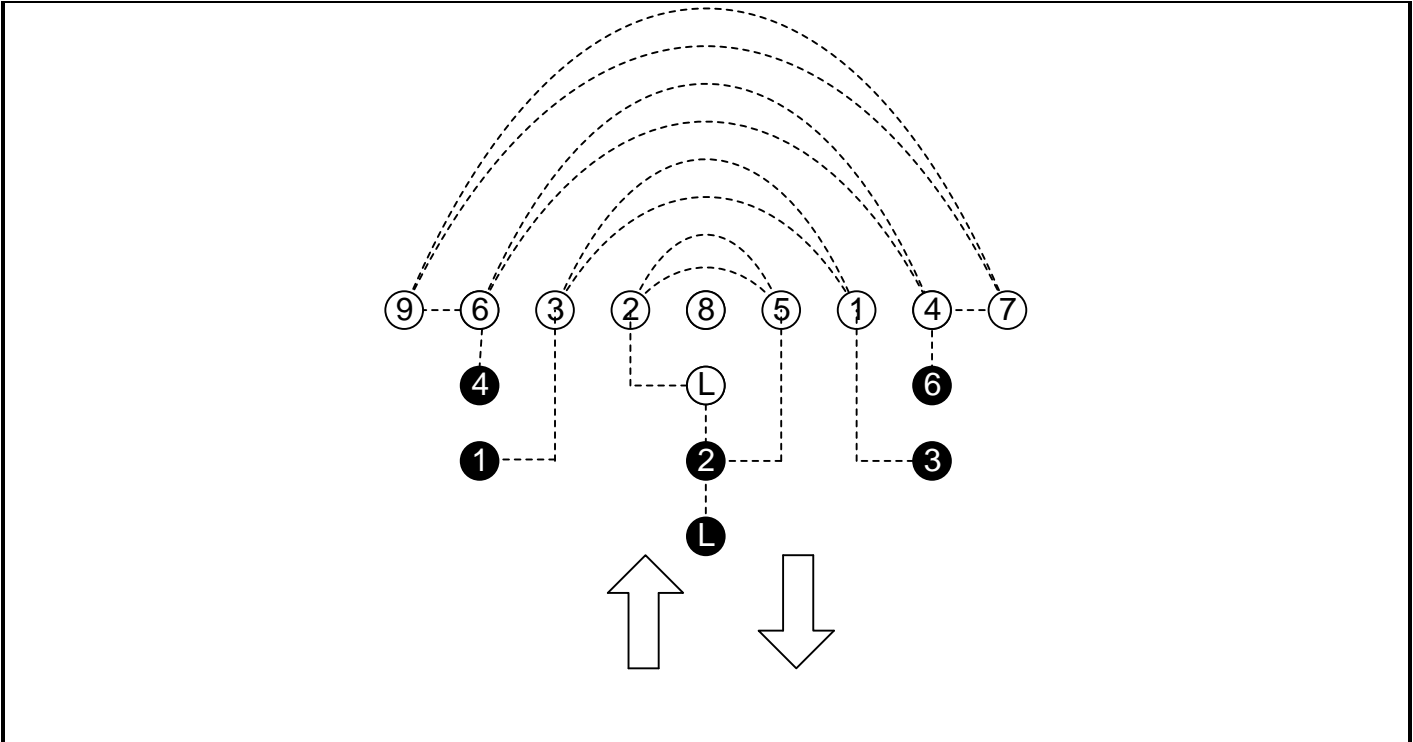


DISC 2 – REFORM TEAM/SLOW MARCH:	
Leader and Nos. 1/2/3	Off-step right turn, march eight paces, mark time one beat, pause one beat
Nos. 4/5/6	Off-step right turn, march six paces, mark time three beats, pause one beat
Nos. 7/8/9	Off-step right turn, march four paces, mark time five beats, pause one beat
All Members	Slow March ten paces (approximately 61cm in length commencing with the right foot on the left beat) and step out
All Members	Including the step out pace on the RIGHT foot, TEN paces will be taken to bring the Leader’s LEFT foot onto Disc 3.
<p>The diagram illustrates the movement of Disc 2. It shows three rows of numbered circles (1-9) and 'L' markers. Dashed arrows indicate the path from right to left for each row. A large left-pointing arrow is on the left, and a large down-pointing arrow is on the right.</p>	
DISC 3 – ABOUT TURN COUNTERMARCH / OPEN FORMATION:	
Nos. 1/4/7	March one pace (arms at sides), mark time one beat, pivot 90 degrees to the right on the ball of the left foot and without stepping out mark time two beats, pivot 90 degrees to the right on the ball of the left foot and march one pace, take one side pace to the left, pause four beats, mark time twelve beats, march three paces, left turn and step out
Leader and Nos. 2/5/8	March one pace (arms at sides), mark time one beat, pivot 90 degrees to the right on the ball of the left foot and without stepping out mark time two beats, pivot 90 degrees to the right on the ball of the left foot and march nine paces, take one side pace to the left, pause two beats, mark time six beats, march three paces, left turn and step out
Nos. 3/6/9	March one pace (arms at sides), mark time one beat, pivot 90 degrees to the right on the ball of the left foot and without stepping out mark time two beats, pivot 90 degrees to the right on the ball of the left foot and march seventeen paces, take one side pace to the left, march three paces, left turn and step out
All Members	Including the step out pace with the LEFT foot, FOURTEEN paces will be taken to bring the Leader’s RIGHT foot onto Disc 4.



DISC 4 - FORM LINE/COUNTERMARCH IN LINE:

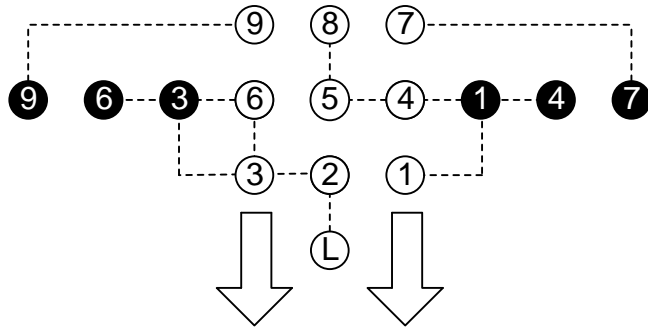
Leader	Halt, mark time three beats, march four paces and mark time two beats
No. 1	Right turn, march two paces, left turn, march four paces and mark time two beats
No. 2	Right turn, march two paces, left turn, march four paces and mark time two beats
No. 3	Off-step left turn, march two paces, off-step right turn, march four paces and mark time two beats
No. 4	Halt, mark time five beats, march two paces and mark time two beats
No. 5	Off-step left turn, march two paces, off-step right turn, march two paces, mark time four beats
No. 6	Halt, mark time five beats, march two paces, mark time two beats,
No. 7	Off-step left turn, march two paces, off-step right turn, and without stepping out mark time six beats
No. 8	Halt, mark time three beats, pause four beats, mark time two beats
No. 9	Right turn, march two paces, left turn and without stepping out mark time six beats
Leader and No. 8	Mark time ten beats, pivot 90 degrees to the left on the ball of the right foot, pause one beat, pivot 90 degrees to the left on the ball of the right foot, pause one beat, mark time fourteen beats and step out
Nos. 5/1/4/7	March twenty six regulated paces (arms at sides) to wheel 180 degrees to the right (Radius No. 5 – two paces, No. 1 – four paces, No. 4 – six paces, No. 7 – eight paces), mark time two beats and step out
No. 2	March twenty six regulated paces (arms at sides) to wheel 180 degrees to the left (radius one pace from No. 8 at the mid-point and finishing two paces to the right of number 8), mark time two beats and step out
Nos. 3/6/9	March twenty six regulated paces (arms at sides) to wheel 180 degrees to the left (maintaining the same distance from No. 2 throughout the wheel), mark time two beats and step out
All Members	Including the step out pace with the LEFT foot, SEVEN paces will be taken to bring the Leader’s LEFT foot onto Disc 5.



DISC 5 – SALUTE/REFORM TEAM:

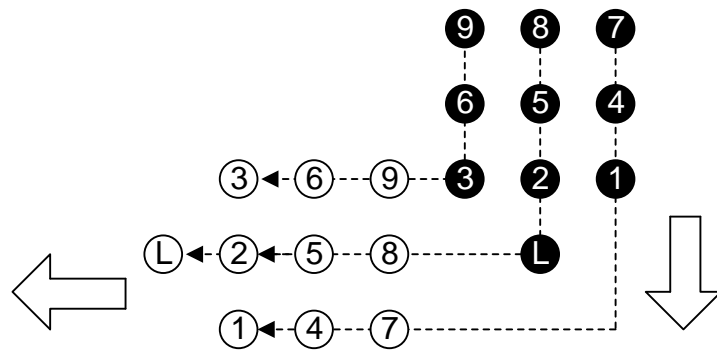
All Members	Halt, pause eight beats (saluting in unison on beat three and concluding the salute on beat six), pivot 90 degrees to the left on the ball of the right foot and pause one beat
Leader and Nos. 1/2/3	Take two side paces to the right on the left beat with the right foot, pivot 90 degrees to the right on the ball of the left foot, pause one beat
Nos. 4/5/6	Pause four beats, pivot 90 degrees to the right on the ball of the left foot, pause one beat
Nos. 7/8/9	Take two side paces to the left, pivot 90 degrees to the right on the ball of the left foot, pause one beat
Leader and No. 8	Mark time ten beats and step out
Nos. 2/3	Pivot 90 degrees to the left on the ball of the right foot and march four regulated paces (arms at sides) (to travel two paces), mark time six beats, pivot 90 degrees to the right on the ball of the right foot and step out
No. 6	Pivot 90 degrees to the left on the ball of the right foot and march six regulated paces (arms at sides) (to travel four paces), mark time four beats, pivot 90 degrees to the right on the ball of the right foot and step out
No. 9	Pivot 90 degrees to the left on the ball of the right foot and march eight regulated paces (arms at sides) (to travel six paces), mark time two beats, pivot 90 degrees to the right on the ball of the right foot and step out
Nos. 1/5	Pivot 90 degrees to the right on the ball of right foot and march four regulated paces (arms at sides)(to travel two paces), mark time six beats, pivot 90 degrees to the left on the ball of the right foot and step out
No. 4	Pivot 90 degrees to the right on the ball of right foot and march six regulated paces (arms at sides)(to travel four paces), mark time four, pivot 90 degrees to the left on the ball of the right foot and step out

No. 7	Pivot 90 degrees to the right on the ball of right foot and march eight regulated paces (arms at sides) (to travel six paces), mark time two beats, pivot 90 degrees to the left on the ball of the right foot and step out
All Members	Including the step out pace with the LEFT foot, SIX paces will be taken to bring the Leader's RIGHT foot onto Disc 6.



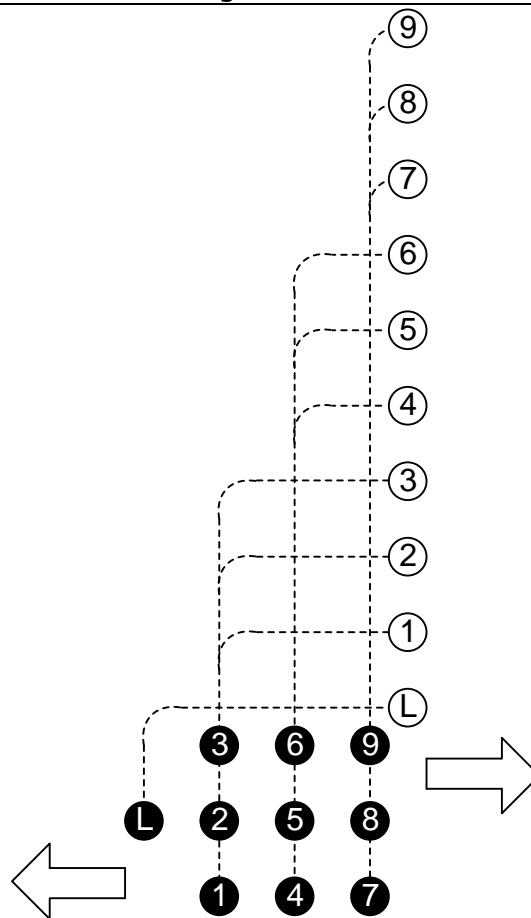
DISC 6 – RIGHT TURN COUNTERMARCH:

Leader	Right turn and march ten paces, mark time seven beats and step out
No. 1	March four paces, right turn, march ten paces, mark time three beats and step out
No. 2	Halt, pause one beat, march two paces, right turn, march eight paces, mark time five beats and step out
No. 3	Halt, pause four beats, pivot 90 degrees to the right on the ball of the left foot and march six paces, mark time seven beats and step out
No. 4	March six paces, right turn, march eight paces, mark time three beats and step out
No. 5	Halt, pause one beat, march four paces, right turn, march six paces, mark time five beats and step out
No. 6	Halt, pause three beats, march two paces, right turn, march four paces, mark time seven beats and step out
No. 7	March eight paces, right turn, march six paces, mark time three beats and step out
No. 8	Halt, pause one beat, march six paces, right turn, march four paces, mark time five beats and step out
No. 9	Halt, pause three beats, march four paces, right turn, march two paces, mark time seven beats and step out
All Members	Including the step out pace with the LEFT foot, march EIGHT paces will be taken to bring the Leader RIGHT foot onto Disc 7



DISC 7 – FORM LINE:

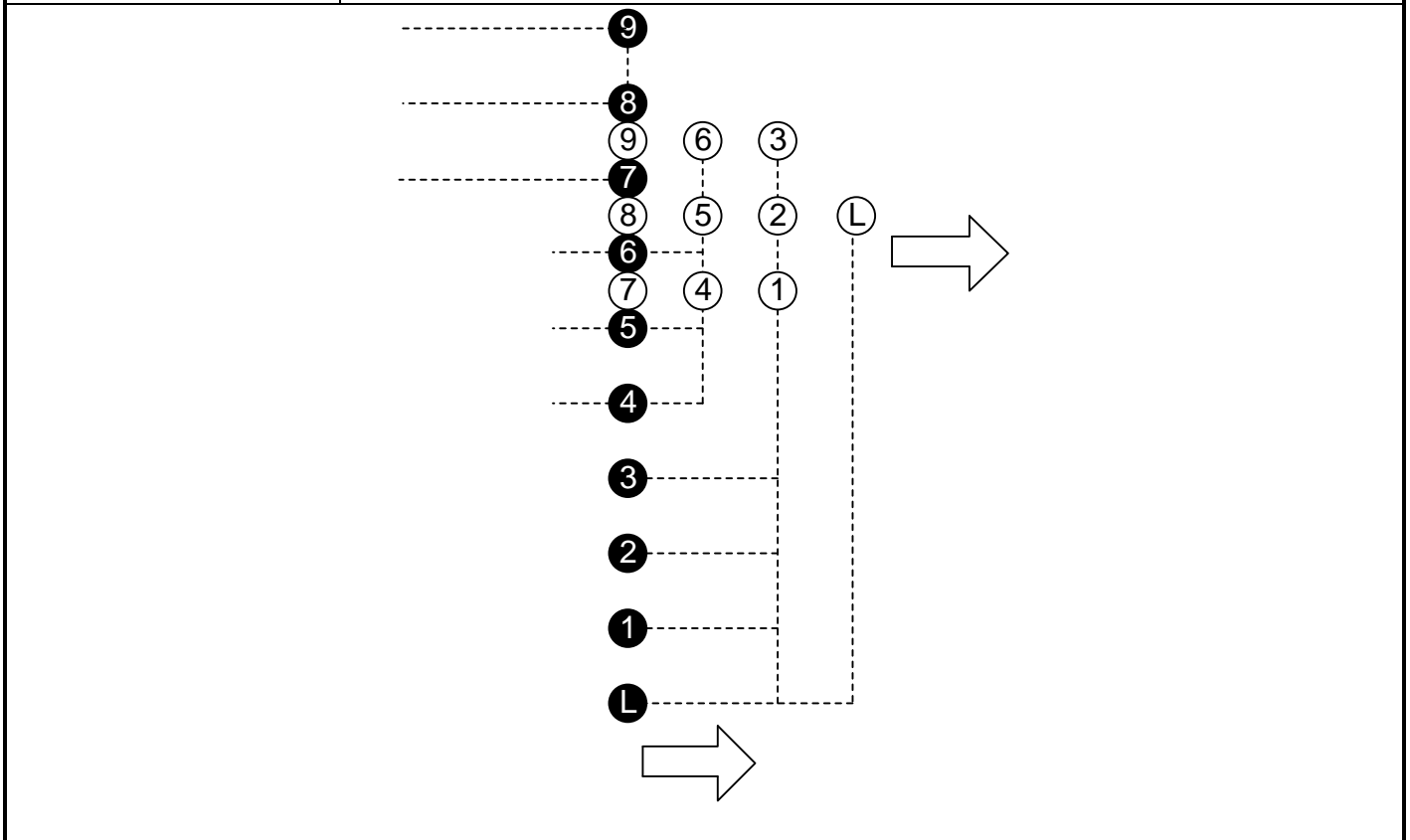
Leader	Right turn, march two paces, mark time ten beats, march four regulated paces (arms at sides) to wheel 90 degrees to the right (radius one pace), march six paces and step out
Nos. 1/2/3	Right turn, march six paces, mark time eight beats, march four regulated paces (arms at sides) to wheel 90 degrees to the right (radius one pace), march four paces and step out
Nos. 4/5/6	Right turn, march twelve paces, mark time four beats, march four regulated paces (arms at sides) to wheel 90 degrees to the right (radius one pace), march two paces and step out
Nos. 7/8/9	Right turn, march eighteen paces, march four regulated paces (arms at sides) to wheel 90 degrees to the right (radius one pace) and step out
All Members	Including the step out pace with the RIGHT foot, march TEN paces will be taken to bring the Leader’s LEFT foot onto Disc 8



DISC 8 - SPLIT LINE/SPECIAL TURN/REFORM TEAM

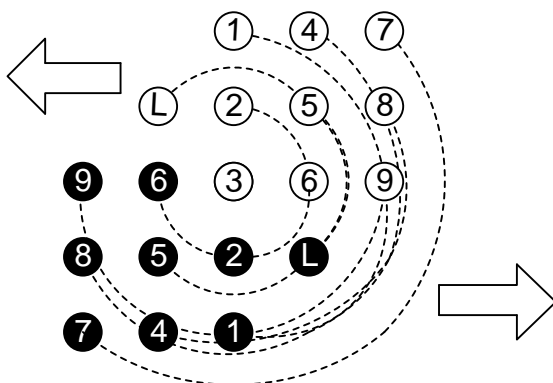
Leader	March six paces, halt, pivot 90 degrees to the right on the ball of the left foot, pause one beat, pivot 90 degrees to the right on the ball of the left foot, pause three beats, pivot 90 degrees to the left on the ball of the left foot, pause one beat
No. 1/2/3	March four paces, halt, pivot 90 degrees to the right on the ball of the left foot, pause one beat, pivot 90 degrees to the right on the ball of the left foot, pause one beat, march two paces, halt, pause one beat, pivot 90 degrees to the left on the ball of the left foot, pause one beat

No. 4/5/6	March two paces, halt, pivot 90 degrees to the right on the ball of the left foot, pause one beat, pivot 90 degrees to the right on the ball of the left foot, pause one beat, march four paces, halt, pause one beat, pivot 90 degrees to the left on the ball of the left foot, pause one beat
No. 7/8/9	Halt, pivot 90 degrees to the right on the ball of the left foot, pause one beat, pivot 90 degrees to the right on the ball of the left foot, pause one beat, march six paces, halt, pause one beat, pivot 90 degrees to the left on the ball of the left foot, pause one beat
All Members	Special left turn (as detailed below)
Beat 1 (left)	Pivot 45 degrees to the left on the ball of the right foot and extend the left foot to the line of march (toe to ground) and hesitate
Beat 2 (right)	Pause
Beat 3 (left)	Raise the left foot to the mark time position and hesitate
Beat 4 (right)	Pause
Beat 5 (left)	Lower the left foot to the stationery position and hesitate
Beat 6 (right)	Pause
Beat 7 (left)	Pivot 45 degrees to the left on the ball of the right foot and hesitate
Beat 8 (right)	Pause
Leader	Pause one beat, pivot 90 degrees to the left on the ball of the left foot and march thirteen paces, right turn and step out
Nos. 1/2/3	Pause two beats, march two paces, off-step left turn, march nine paces, right turn and step out
Nos. 4/5/6	Pause six beats, march four paces, off-step left turn, march three paces, right turn and step out
Nos. 7/8/9	Pause four beats, march six paces, right turn, march three paces, off-step left turn and step out
All Members	Including the step out pace with the RIGHT foot, TWELVE paces will be taken to bring the Leader's LEFT foot onto Disc 9.



DISC 9 – LEFT FIXED PIVOT WHEEL

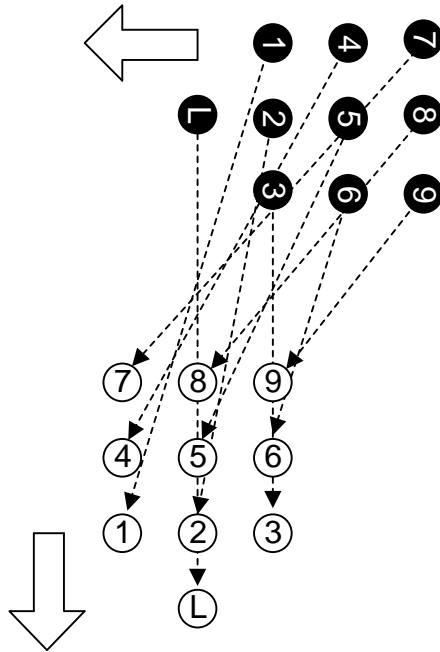
Leader and Nos. 4/5/6/7/8/9	Halt, pivot on the ball of the right foot to align shoulders to No. 3 on the commencement of the first regulated pace, turning heads left to No. 3 on the completion of the first regulated pace, march eighteen regulated paces (arms at sides) to wheel 180 degrees to the left maintaining the same radius from the pivot throughout, mark time two beats pivoting on the ball of the left foot and turning heads to the new front as the foot descends from the second mark time beat and step out
No. 3	Halt, mark time eighteen beats turning evenly 180 degrees to the left, turning head to the right on completion of the first mark time beat, mark time two beats turning head to the new front as the foot descends from the second mark time beat and step out
Nos. 1/2	Halt, march eighteen regulated paces (arms at sides) to wheel 180 degrees to the left maintaining the same radius (No. 1 four paces and No. 2 two paces) from the pivot throughout, turning heads to the left on completion of the first regulated pace, mark time two beats turning heads to the new front as the foot descends from the second mark time beat and step out
All Members	Including the step out pace with the LEFT foot, NINE paces will be taken to bring the Leader’s LEFT foot onto Disc 10.



DISC 10 – LEFT FORM

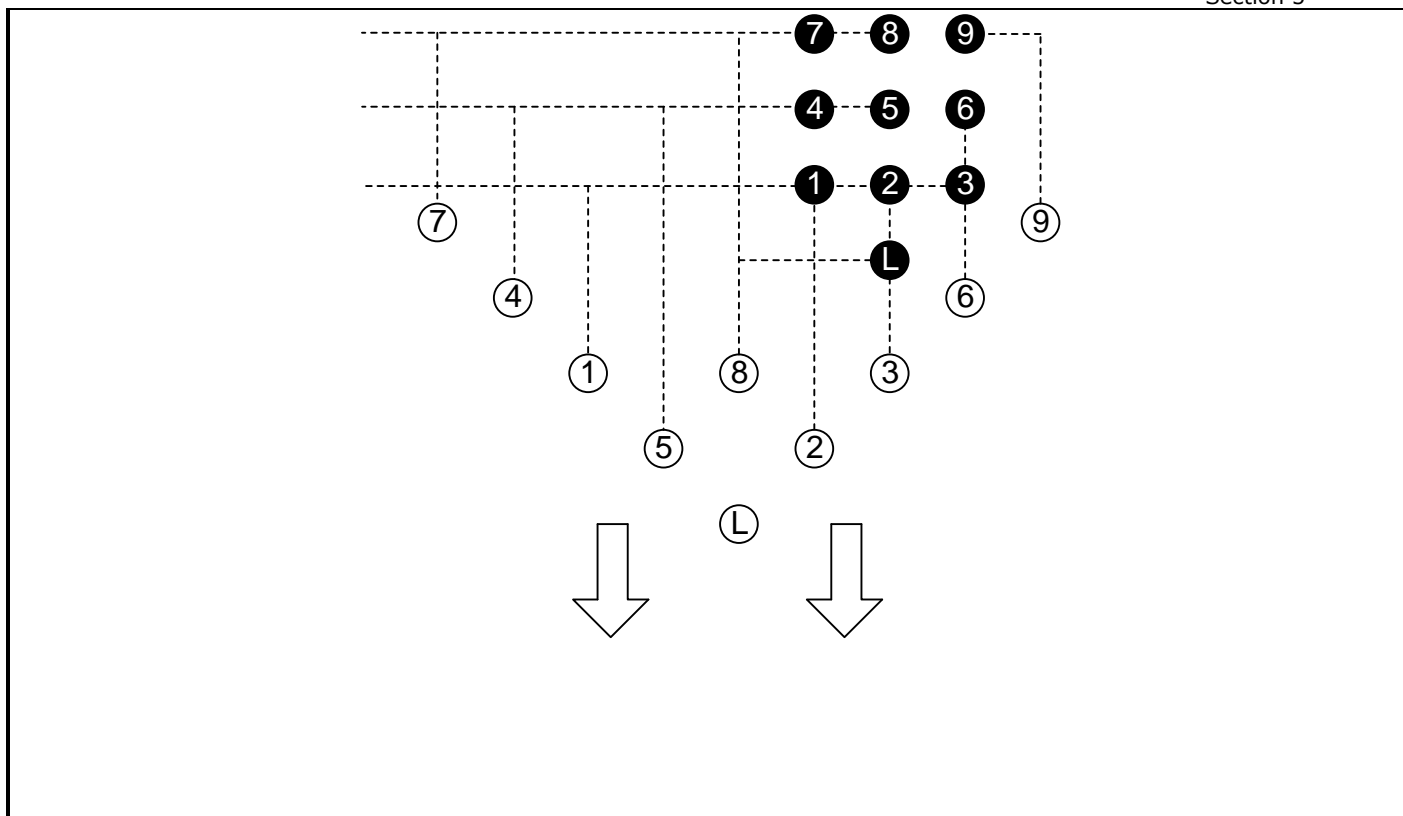
Leader	Left turn, march thirteen paces, mark time five beats, step out
No. 3	Left turn, march nine paces, mark time nine beats, step out
Nos. 6/9	Halt, pivot to the left on the ball of the right foot of sufficient angle to align on finishing position of normal team formation and march ten regulated paces, mark time eight beats, as the foot descends from the final mark time beat, pivot to the new front in unison and step out
Nos. 2/5/8	Halt, pivot to the left on the ball of the right foot of sufficient angle to align on finishing position of normal team formation and march twelve regulated paces, mark time six beats, as the foot descends from the final mark time beat, pivot to the new front in unison and step out
Nos. 1/4/7	Halt, pivot to the left on the ball of the right foot of sufficient angle to align on finishing position of normal team formation and march fourteen regulated paces, mark time four beats, as the foot descends from the final mark time beat, pivot to the new front in unison and step out

All Members	Including the step out pace with the LEFT foot, EIGHT paces will be taken to bring the Leader's RIGHT foot onto Disc 11.
-------------	--



DISC 11 – FORM V

All Members	Mark time six turning evenly to the right
Nos. 1/4/7	March eight paces and mark time two beats, pivot 90 degrees to the left on the ball of the right foot, pause one beat
Leader and Nos. 2/5/8	March four paces and mark time six beats, pivot 90 degrees to the left on the ball of the right foot, pause one beat
Nos. 3/6/9	Mark time 10 beats, pivot 90 degrees to the left on the ball of the right foot, pause one beat
Leader and Nos. 4/6/8	Pause four beats
Nos. 1/2/9	Take two side paces to the left
Nos. 3/5/7	Take two side paces to the right
Leader and No. 2	Pause two beats, march seven paces, halt in the position of attention
Nos. 5/8	March nine paces, halt in the position of attention
Nos. 1/3/4/6/7/9	Pause four beats, march five paces, halt in the position of attention
All Members	Pause eight beats, saluting in unison on the third paused beat and dropping salute in unison on the sixth beat, left turn and step out



NOTES:

1. There will be no whistle signal to indicate the final halt.
2. The left turn executed to march off the competition area is optional, but must not exceed four beats.
3. The team must march directly off the competition area and must not halt or disband until well clear of the side boundary.