

## QUICKSTEP/COMPLIMENTS/MOVEMENTS MASTERS GRADE

### MOVEMENTS:

DISC	MOVEMENT
Start	Quickstep / Compliments
1	Double Retreat Countermarch to Open Formation
2	Double Section Wheels to Reform Team
3	Form Line
4	Turns into Line / Individual Countermarch
5	Split Line Wheels
6	Trio of Drills
7	Form Line
8	Open Formation

**DISC MEASUREMENTS:**

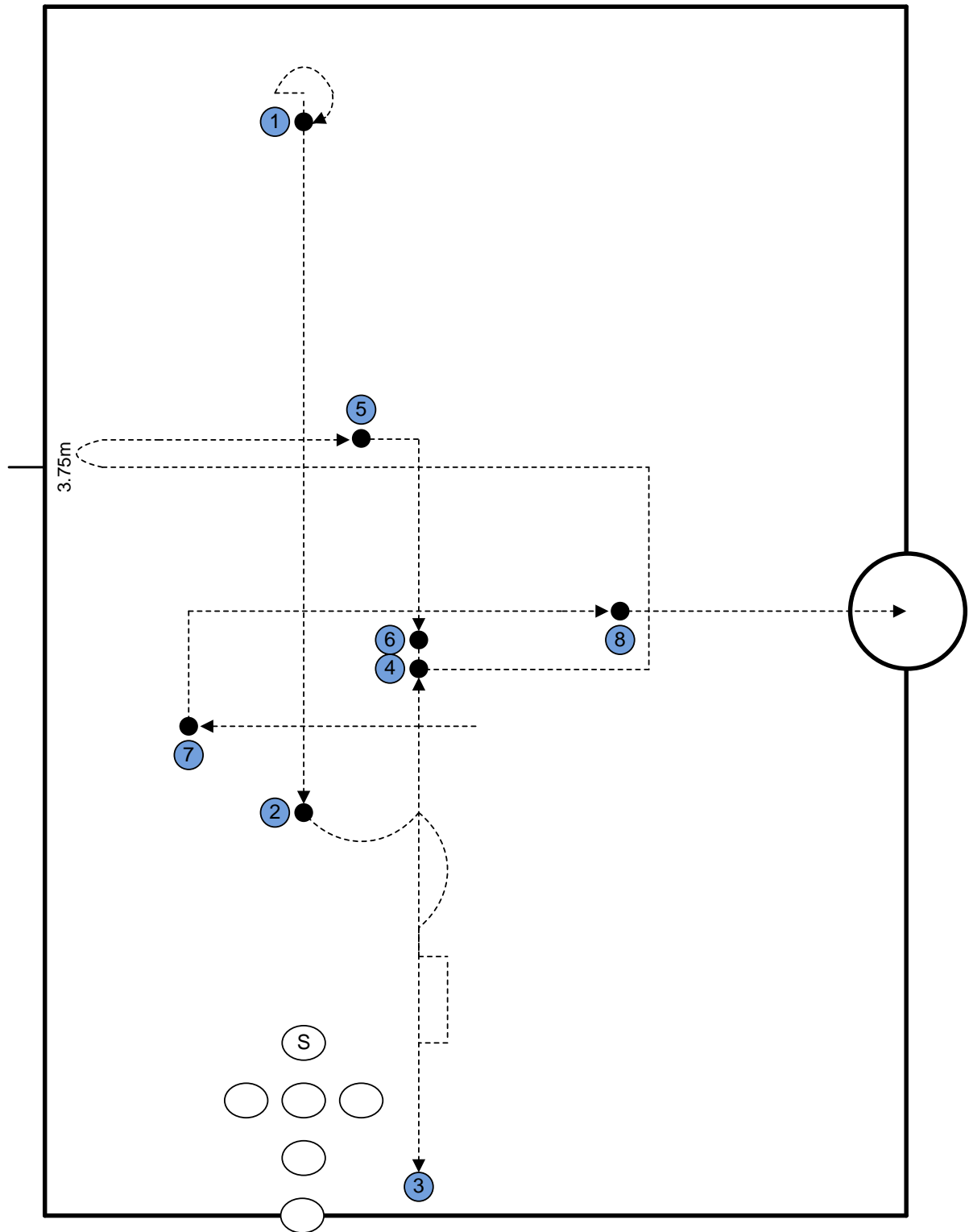
<b>Disc</b>	<b>Left of Centre</b>	<b>From Front Boundary</b>	<b>Right of Centre</b>
Assembly	19.50m	15.75m	-
Start	11.25m	15.75m	-
1	-	15.75m	12.75m
2	5.25m	15.75m	
3	15.00m	12.75m	-
4	1.50m	12.75m	-
5	-	14.25m	4.50m
6	.75m	12.75m	
7	3.00m	18.75m	-
8	-	7.50m	

Note: The Assembly Position will be 19.50m, Left of Centre, unless this measurement precludes the use of an indoor venue in which case the Assembly Disc can be moved toward the side boundary at 18.00m or 16.50m.

**TIME:**

2 minutes 46 seconds (approx.)

**PLAN OF THE QUICKSTEP/COMPLIMENTS/MOVEMENTS PHASE:**



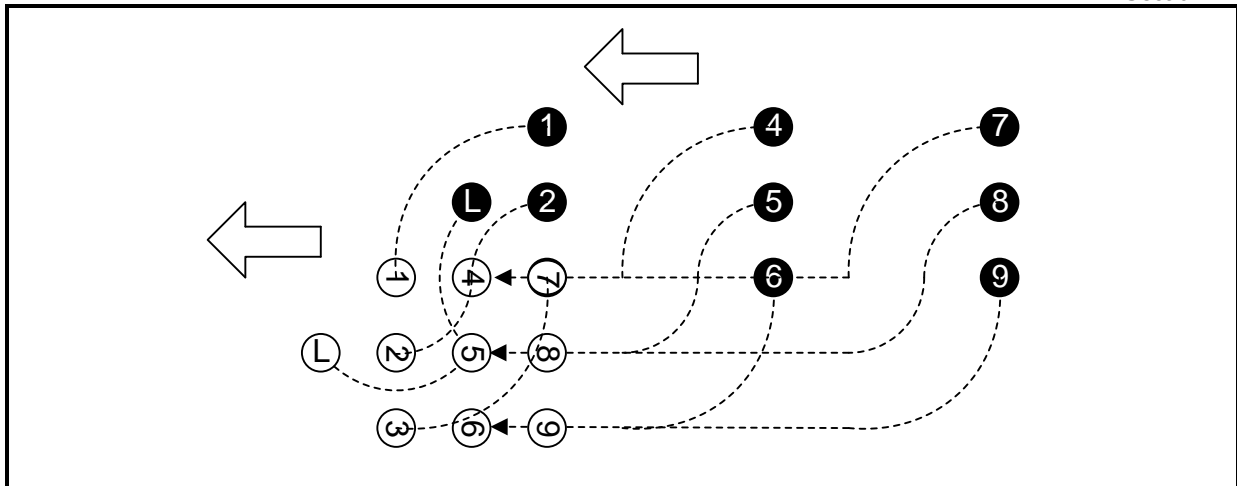
**START: By the Centre Quick March**

<b>QUICKSTEP/COMPLIMENTS:</b>	
All Members	<p>March 10 paces, halt, pause three beats with the Leader saluting and team members, except No. 1, turning heads to the right in unison during the second paused beat, march 10 paces (to complete the 20-pace quickstep course), halt, pause three beats with team members turning heads to the front and the Leader dropping the salute in unison during the second paused beat, march 12 paces to Disc 1.</p> <p>From the START, including the step-out pace with the LEFT foot, THIRTY TWO paces will be taken to bring the Leader's RIGHT foot onto Disc 1.</p>

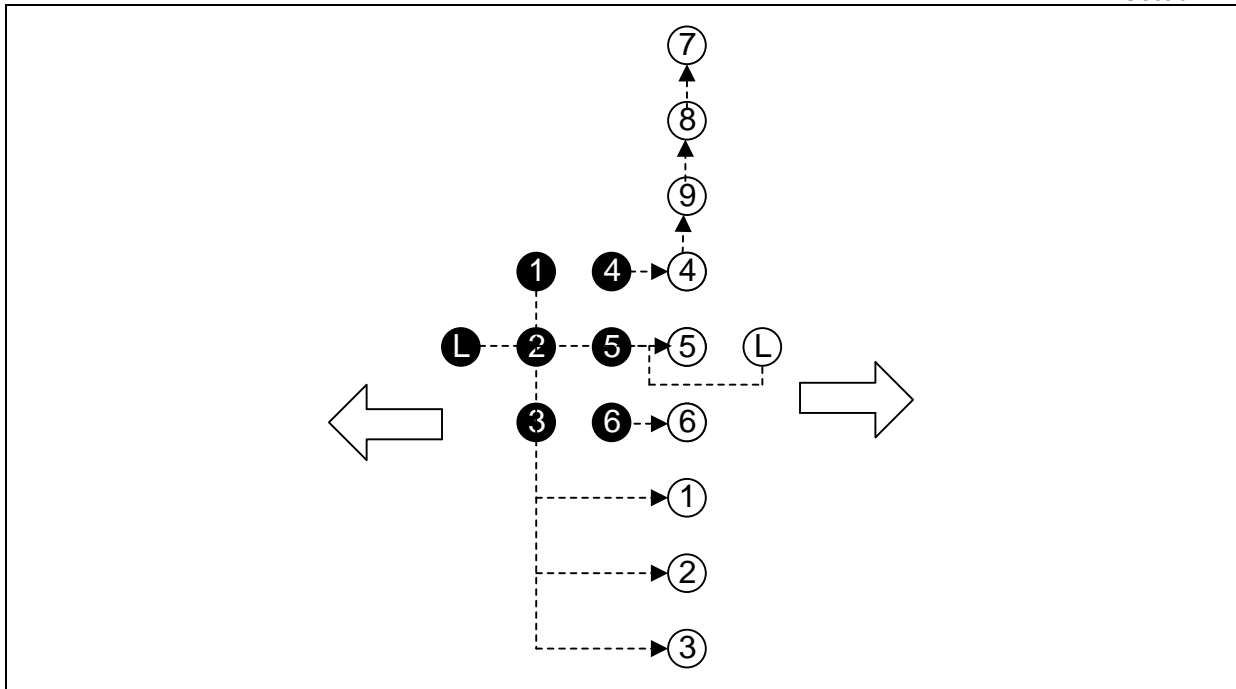
<b>DISC 1 – DOUBLE RETREAT COUNTERMARCH TO OPEN FORMATION</b>	
Leader	March one pace, halt, take one side pace to the left, march eight regulated paces (arms at sides) to wheel 270° to right (radius one pace), pivoting 90° to the left on the ball of the right foot when commencing to march to the Open Formation.
Nos. 2/5/8	March one pace, halt, take one side pace to the left. March two paces (No. 2), march four paces (No. 5), march six paces (No. 8), march eight regulated paces (arms at sides), to wheel 270° to right (radius one pace), pivoting 90° to the left on the ball of the right foot when commencing to march to the Open Formation.
Nos. 1/4/7	March four paces (No. 1), march six paces (No. 4), march eight paces (No. 7), march eight regulated paces (arms at sides) to wheel 180° to the left (radius one pace from centre file at the mid point), march two paces
Nos. 3/6/9	March four paces (No. 3), march six paces (No. 6), march eight paces (No. 9), march eight regulated paces (arms at sides) to wheel 180° to the right (radius two paces from centre file at the mid point), march two paces
Leader	March sixteen paces, mark time two beats and step out.
Nos. 1/2/3	March fourteen paces, mark time two beats and step out
Nos. 4/5/6	March eight paces, mark time six beats and step out.
Nos. 7/8/9	March two paces, mark time ten beats and step out.

All Members	Including the step-out pace with the LEFT foot, EIGHT paces will be taken to bring the Leader's RIGHT foot onto Disc 2.

<b>DISC 2 – DOUBLE SECTION WHEELS TO REFORM TEAM</b>	
Leader	March eight regulated paces (arms at sides), to wheel 90° to the left maintaining distance from the No. 3 member. Pivot on the ball of the right foot on the first regulated pace to the left to align her shoulders on the No. 3 member. Mark time two beats, march eight regulated paces (arms at sides) to wheel 90° to the right maintaining distance from the No. 1 member. Pivot on the ball of the right foot on the first regulated pace to the right to align her shoulders on the No. 1 member, mark time ten beats pivoting to the front on the first mark time beat and step out.
Nos. 3/6/9	Mark time eight beats, turning evenly 90° to the left, mark time two beats, march eight regulated paces (arms at sides) to wheel 90° to the right (radius four paces)
Nos. 2/5/8	March eight regulated paces (arms at sides) to wheel 90° to the left (radius two paces), mark time two beats, march eight regulated paces (arms at sides) to wheel 90° to the right (radius two paces)
Nos. 1/4/7	March eight regulated paces (arms at sides) to wheel 90° to the left (radius four paces), mark time two beats, mark time eight beats, turning evenly 90° to the right
Nos. 1/2/3	Mark time ten beats and step out.
Nos. 4/5/6	March four paces, mark time six beats and step out.
Nos. 7/8/9	March eight paces, mark time two beats and step out.
All Members	Including the step-out pace with the LEFT foot, NINE paces will be taken to bring the Leader's LEFT foot onto Disc 3.



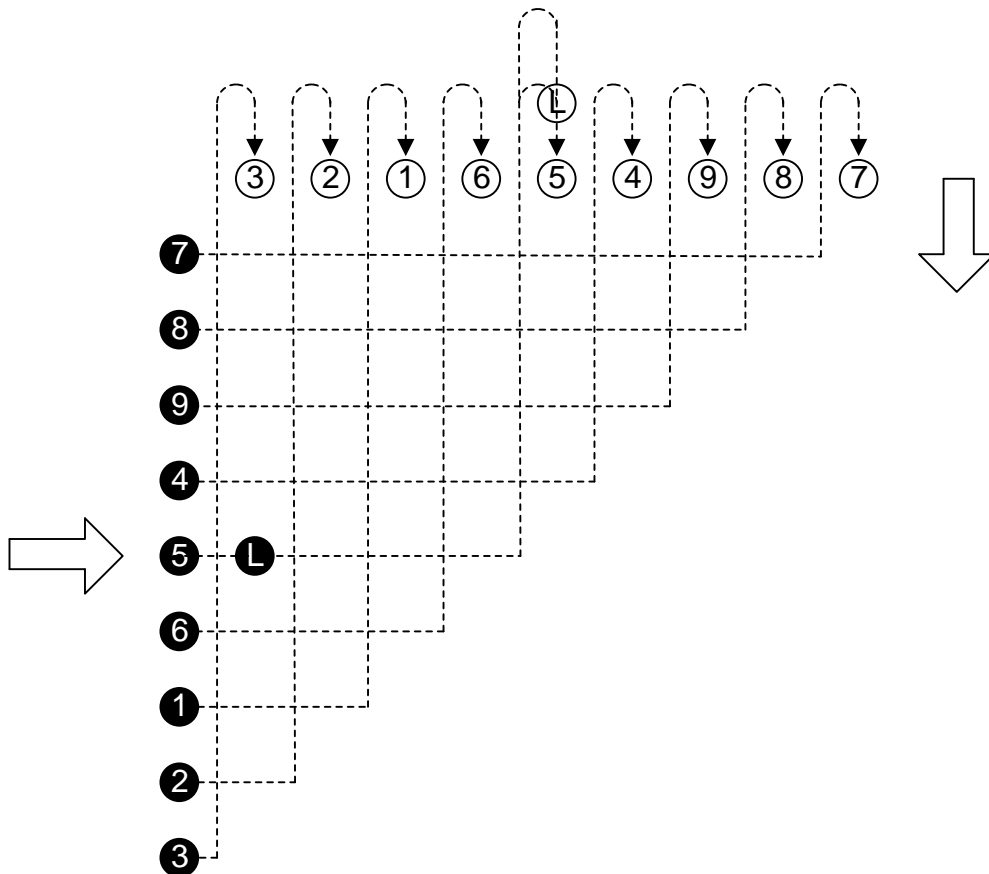
<b>DISC 3 – FORM LINE</b>	
All Members	Halt
Leader	Mark time twelve beats turning evenly 180° to the right. March five paces, side pace one to the right, march three paces (arms at sides), side pace one to the left and step out.
Nos. 1/2/3	Pivot to the left on the right foot and march six paces, halt, pause one beat, pivot 90° to the left on the ball of the right foot, pause one beat, march four paces, mark time ten and step out
Nos. 4/5/6	Mark time twelve beats turning evenly 180° to the right, march two paces, mark time ten beats and step out.
Nos. 7/8/9	Pivot 90° to the right on the ball of the left foot, pause one beat, march six paces, halt, pause one beat, mark time four beats, pivot 90° to the right on the ball of the left foot, pause one beat and without stepping out, mark time eight beats and step out
All Members	Including the step out pace with the LEFT foot, TEN paces will be taken to bring the Leader's RIGHT foot onto Disc 4.



**DISC 4 - TURNS INTO LINE / INDIVIDUAL COUNTERMARCH**

All Members	Right turn, march eight paces, left turn
No. 3	March one pace, left turn, march twenty three paces, halt
No. 2	March three paces, left turn, march twenty one paces, halt
No. 1	March five paces, left turn, march nineteen paces, halt
Leader	March seven paces, left turn, march seventeen paces (arms at sides for first two paces), halt
No. 6	March seven paces, left turn, march seventeen paces, halt
No. 5	March nine paces, left turn, march fifteen paces, halt
No. 4	March eleven paces, left turn, march thirteen paces, halt
No. 9	March thirteen paces, left turn, march eleven paces, halt
No. 8	March fifteen paces, left turn, march nine paces, halt
No. 7	March seventeen paces, left turn, march seven paces, halt
Nos. 1/2/3	March two paces, march four regulated paces (arms at sides) to wheel 180° to the right (radius half a pace), march two paces and halt, pause eleven beats and step out.
Leader and Nos. 4/5/6	Pause six beats, march two paces, march four regulated paces (arms at sides) to wheel 180° to the right (radius half a pace), march two paces and halt, pause five beats and step out.

Nos. 7/8/9	Pause twelve beats. March two paces, march four regulated paces (arms at sides) to wheel 180° to the right (radius half a pace), march two paces and step out.
All Members	Including the step out pace with the LEFT foot, SEVEN paces will be taken to bring the Leader's LEFT foot onto Disc 5.

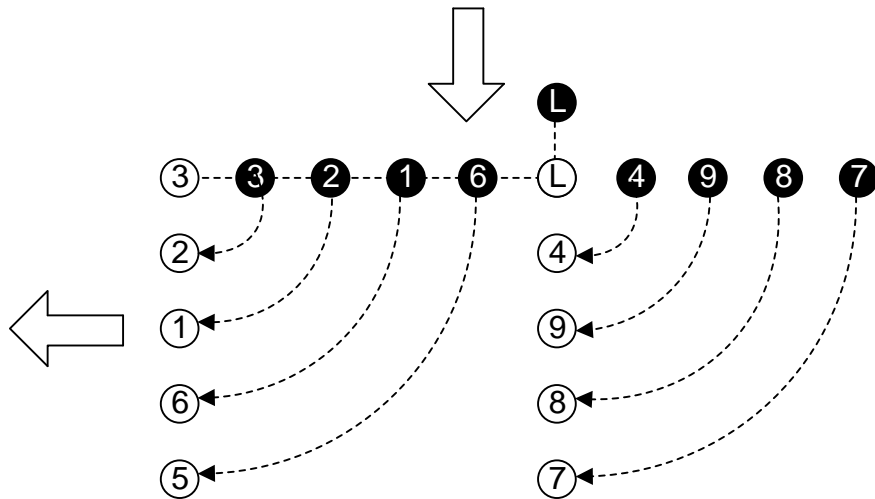


**DISC 5 – WHEELS IN LINES**

All Members	Halt.
Leader	March two paces (arms at sides), mark time two beats.
Nos. 3/2/1/6/5	Take two side paces to the right on the left beat with the right foot.
Nos. 4/9/8/7	Mark time four beats.
Leader and No. 3	Mark time fourteen beats turning evenly 90° to the right, turning heads/eyes to the left on the completion of the first mark time beat, turning heads/eyes to the front on the completion of the last mark time beat and step out.



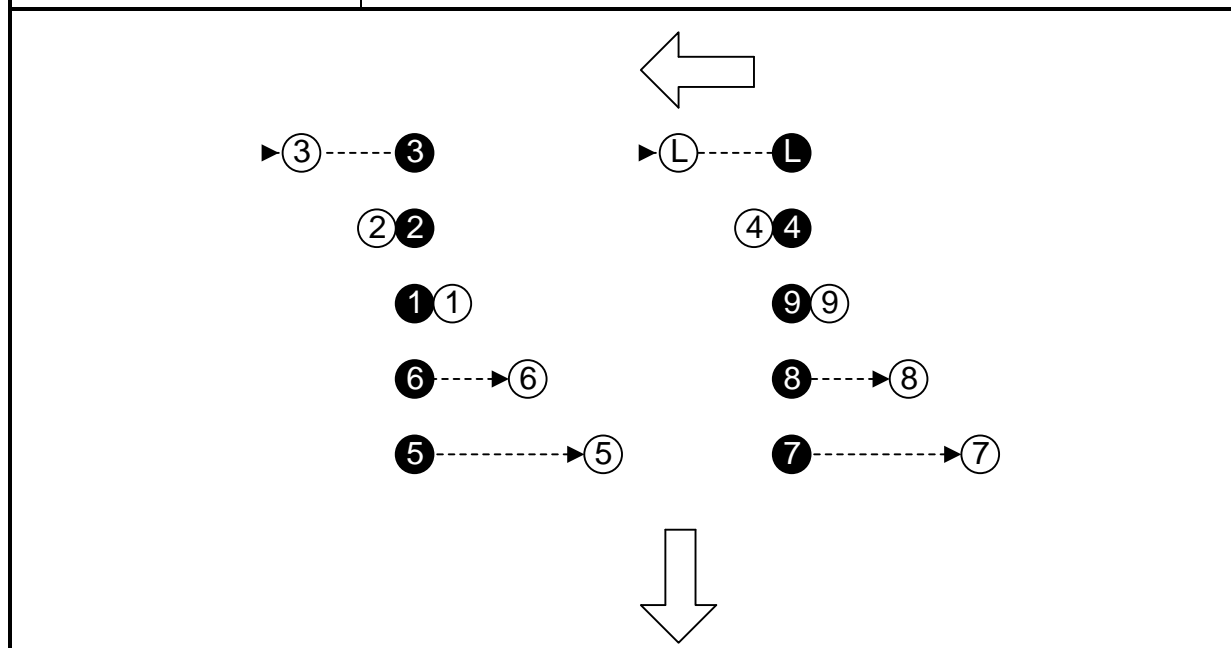
Nos. 4/2	March fourteen regulated paces (arms at sides) to wheel 90° to the right (radius two paces), turning heads/eyes to the right on the completion of the first regulated pace, turning heads/eyes to the front on the completion of the last regulated pace and step out.
Nos. 1/9	March fourteen regulated paces (arms at sides) to wheel 90° to the right (radius four paces), turning heads/eyes to the right on the completion of the first regulated pace, turning heads/eyes to the front on the completion of the last regulated pace and step out.
Nos. 8/6	March fourteen regulated paces (arms at sides) to wheel 90° to the right (radius six paces), turning heads/eyes to the right on the completion of the first regulated pace, turning heads/eyes to the front on the completion of the last regulated pace and step out.
Nos. 5/7	March fourteen regulated paces (arms at sides) to wheel 90° to the right (radius eight paces), turning heads/eyes to the right on the completion of the first regulated pace, turning heads/eyes to the front on the completion of the last regulated pace and step out.
All Members	Including the step-out pace with the LEFT foot, SEVEN paces will be taken to bring the Leader's LEFT foot onto Disc 6.



**DISC 6 – TRIO OF DRILLS**

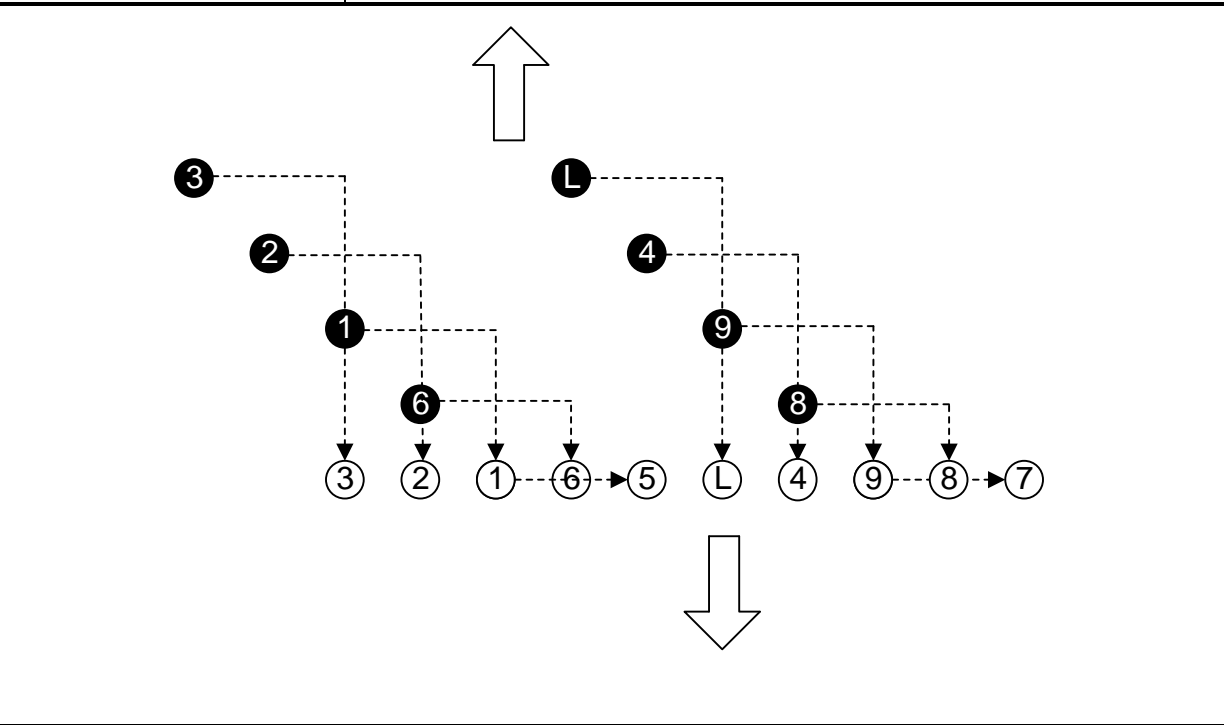
All Members	Halt. Pivot 90° to the left on the ball of the right foot, pause one beat
-------------	---

Nos. 5/7	Take five side paces to the left
Nos. 6/8	Take two side paces to the left, mark time four beats, one side pace to the left
Nos. 1/9	Mark time eight beats, one side pace to the left
Nos. 2/4	Take two side paces to the right (right foot moving on the left beat), mark time four beats, one side pace to the left
Leader & No. 3	Take four side paces to the right (right foot moving on the left beat), one side pace to the left
All Members	Salute in unison on beat one and concluding salute on beat four
All Members	March two paces (arms at sides) Special Turn - Beat 1 - Without bringing the rear (left) foot in, pivot 90° to the left on the balls of both feet <b>NOTE: On the completion of this pivot the rear (left) foot will not be aligned with the front (right) foot.</b> Beat 2 - Bring the left foot close to and alongside the right foot Beat 3 - Pivot 90° to the left on the ball of the right foot Beat 4 - Pause one and step out.
All Members	Including the step-out pace with the LEFT foot, TEN paces will be taken to bring the Leader's RIGHT foot onto Disc 7.



**DISC 7 – FORM LINE**

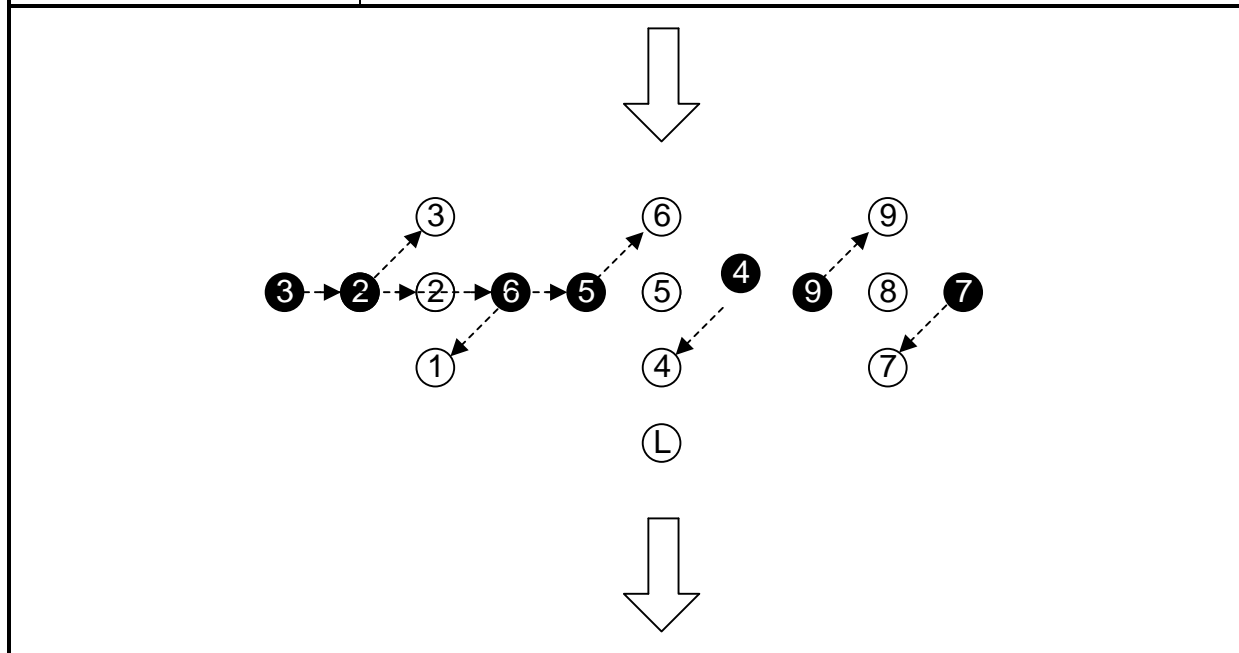
All Members	Halt, take one side pace to the right (on the right beat with the right foot), pivot 90° to the right on the ball of the left foot, pause two beats, march two paces (arms at sides), halt, pivot 90° to the right on the ball of the left foot, pause two beats, take one side pace to the left (on the left beat with the left foot)
Leader & No. 3	March eight paces, halt, pause one beat
Nos. 4/2	Pause two beats, march six paces, halt, pause one beat
Nos. 1/9	Pause four beats, march four paces, halt, pause one beat
Nos. 6/8	Pause six beats, march two paces, halt, pause one beat
Nos. 5/7	Pause ten beats
All Members	Including the step-out pace with the LEFT foot, SEVEN paces will be taken to bring the Leader's LEFT foot onto Disc 8.



**DISC 8 – OPEN FORMATION / HALT**

All Members	Halt
Leader	March two paces (arms at sides), halt, pause one beat
Nos. 3/2/1/6/5	Take two side paces to the left
Nos. 4/9/8/7	Pause four beats

Nos. 3/6/9	Pivot 90° to the left on the ball of the right foot, pause one beat, pivot 45 degrees to the left and march six regulated paces (to finish two paces from Nos. 2/5/8 respectively) halting 45 degrees to the right, pause one beat, pivot 90° to the right on the ball of the left foot, pause one beat, march one pace (arms at sides), slow march <b>six</b> paces (approx. <b>62.5</b> cm in length) and halt
Leader	Pause two beats, march six regulated paces (to travel two paces), halt, pause three beats, march one pace (arms at sides), slow march <b>six</b> paces (approx. <b>62.5</b> cms in length) and halt
Nos. 2/5/8	Pause two beats, mark time seven beats, pause three beats, march one pace (arms at sides), slow march <b>six</b> paces (approx. <b>62.5</b> cms in length) and halt
Nos. 1/4/7	Pivot 90° to the right on the ball of the left foot, pause one beat, pivot 45 degrees to the left and march six regulated paces (to finish two paces from Nos. 2/5/8/ respectively) halting 45 degrees to the right, pause one beat, pivot 90° to the left on the ball of the right foot, pause one beat, march one pace (arms at sides), slow march <b>six</b> paces (approx. <b>62.5</b> cm in length) and halt
Leader	Pause eight beats, saluting on the third paused beat and dropping salute on the sixth paused beat, left turn and step out.
Nos. 1/2/3/4/5/6/7/8/9	Pause eight beats, left turn and step out.



**NOTES:**

1. There will be no whistle signal to indicate the final halt.
2. The left turn executed to march off the competition area is optional, but must not exceed six beats.
3. The team must march directly off the competition area and must not halt or disband until well clear of the side boundary.